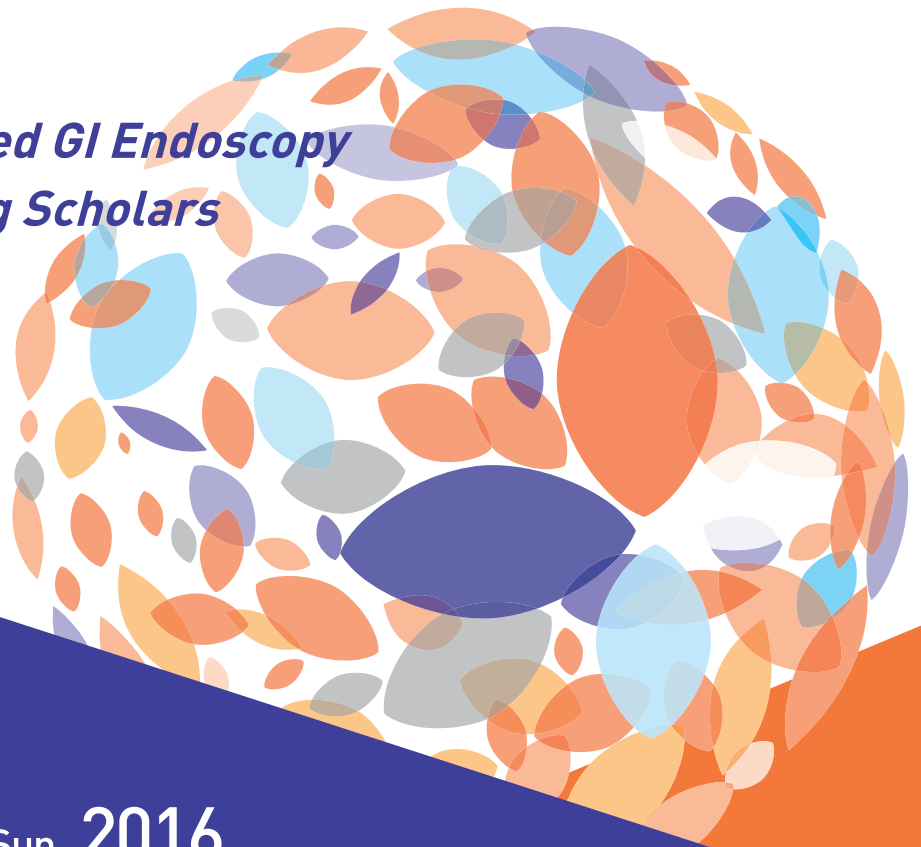


IDEN 2016

International
Digestive
Endoscopy
Network
2016

*Insights on Advanced GI Endoscopy
from World Leading Scholars*



June 24 Fri - **26** Sun, 2016

Grand Hilton Hotel, Seoul, Korea

www.iden.or.kr

PROCEEDINGS

Organized by



Korean Society of Gastrointestinal Endoscopy
Korean Gastrointestinal Endoscopy Research Foundation

Endorsed by



WEO World Endoscopy Organization



Insights on Advanced GI Endoscopy from World Leading Scholars



CONTENTS

Welcome Message	_3
Organization	_4
Program at a Glance	_6
Floor Plan	_8
Conference Information	_9
Invited Faculties	_11
Scientific Program	_13
Poster Presentation	_24
Industrial Exhibition	_34
Acknowledgement	_35
Useful Information	_42
Abstract Book	_43

WELCOME MESSAGE

Dear Colleagues,

On behalf of the organizing committee and Korean Society of Gastrointestinal Endoscopy (KSGE), we would like to welcome all of you to the International Digestive Endoscopy Network (IDEN) 2016 which will be held at the Grand Hilton Hotel, Seoul, Korea from June 24 to June 26, 2016. Korean Society of Gastrointestinal Endoscopy (KSGE) and American Society for Gastrointestinal Endoscopy (ASGE) join together to host KSGE-ASGE joint sessions in this conference.

At IDEN 2016, many physicians and researchers from all over the world will participate to present and discuss the latest advances in the field of upper GI, lower GI and pancreatobiliary endoscopy. The scientific programs will include live demonstrations for cutting-edge practice and skills in gastrointestinal endoscopy.

IDEN 2016 also has special programs, 'Asian Young Endoscopist Award (AYEA)' and 'Young Endoscopist Forum' for young endoscopists from Asian countries. AYEAs participants receive clinical training in GI endoscopy at selected endoscopic training center during 2 weeks in Korea. They have a good time in these programs.

We are expecting all of the participants enjoy this unique opportunity to exchange their world-leading research and knowledge in IDEN 2016.



김용태

Yong-Tae Kim, MD, PhD

President

Korean Society of Gastrointestinal
Endoscopy



양창훈

Chang-Hun Yang, MD, PhD

Congress President

Korean Society of Gastrointestinal
Endoscopy

ORGANIZING COMMITTEE

President

Yong-Tae Kim, MD (Seoul National University College of Medicine)

Congress President

Chang-Hun Yang, MD (Dongguk University College of Medicine)

President-elect

Hoon Jai Chun, MD (Korea University College of Medicine)

Secretary General

Ji Kon Ryu, MD (Seoul National University College of Medicine)

Directors

- Scientific Program Committee
- Publication Committee
- Finance Committee
- Education and Training Committee
- Membership Committee
- Informatics Committee
- Insurance Committee
- Disinfection Management and Conscious Sedation Committee
- Public Affairs Committee
- Quality Management Committee
- Global Network Education Committee

Jong Kyun Lee, MD (Sungkyunkwan University School of Medicine)
 Eun Young Kim, MD (Catholic University of Daegu School of Medicine)
 Jae Myung Park, MD (The Catholic University of Korea College of Medicine)
 Jeong Seop Moon, MD (Inje University College of Medicine)
 Yong Chan Lee, MD (Yonsei University College of Medicine)
 Sam Ryong Jee, MD (Inje University College of Medicine)
 Joung-Ho Han, MD (Chungbuk National University College of Medicine)
 Byung Ik Jang, MD (Yeungnam University School of Medicine)

Tae Il Kim, MD (Yonsei University College of Medicine)
 Yoon Tae Jeon, MD (Korea University College of Medicine)
 Young Koog Cheon, MD (Konkuk University School of Medicine)

Vice Secretary Generals

- Ethics
- Finance
- Insurance

Seun Ja Park, MD (Kosin University College of Medicine)
 Ji Won Kim, MD (Seoul National University College of Medicine)
 Byung Kyu Park, MD (National Health Insurance Corp. Ilsan Hospital)


Auditors

Hyun Soo Kim, MD (Chonnam National University Medical School)
 Jong-Jae Park, MD (Korea University College of Medicine)

Scientific Program Committee

- Director
- Members

Jong Kyun Lee, MD (Sungkyunkwan University School of Medicine)
 Young Koog Cheon, MD (Konkuk University School of Medicine)
 Jun Haeng Lee, MD (Sungkyunkwan University School of Medicine)
 Jeong-Sik Byeon, MD (University of Ulsan College of Medicine)
 Eun Taek Park, MD (Kosin University College of Medicine)
 Sang Kil Lee, MD (Yonsei University College of Medicine)
 Ja Seol Koo, MD (Korea University College of Medicine)
 Won Jae Yoon, MD (Inje University College of Medicine)



ORGANIZATION

ADVISORY COMMITTEE

- Yong Bum Yoon, MD (National Medical Center)
- Kyu Yong Choi, MD (Sungkyunkwan University School of Medicine)
- Jeong Kee Seo, MD (Seoul National University College of Medicine)
- Ho Sang Ryu, MD (Korea University College of Medicine)
- Joon Soo Hahm, MD (Shinil Hospital)
- Sun Joo Kim, MD (Soonchunhyang University College of Medicine)
- Young-Tae Bak, MD (Korea University College of Medicine)
- Chang Duck Kim, MD (Korea University College of Medicine)
- Jong Sun Rew, MD (Chonnam National University Medical School)
- Sang Yong Seol, MD (Inje University College of Medicine)
- Yong Woon Shin, MD (Inha University School of Medicine)
- Sei Jin Youn, MD (Chungbuk National University College of Medicine)
- Myung-Hwan Kim, MD (University of Ulsan College of Medicine)
- Myung-Gyu Choi, MD (The Catholic University of Korea College of Medicine)






PROGRAM AT A GLANCE

Date	June 24 (Fri.)	Date	June 25 (Sat.)		
	Young Endosocpist Forum	Category	UGI	LGI	Pancreatobiliary
Time/Room	Diamond Hall	Time/Room	Convention Hall A	Convention Hall B	Convention Hall C
		08:00-	Registration		
		09:00-10:40	Live Demonstration I _UGI & LGI	Issues on Minimally Invasive Management of Early Colorectal Cancer	Difficult Biliary Cannulation during ERCP: How to Minimize Complications
		10:40-11:10	Coffee Break		
		11:10-12:40	Live Demonstration II _Pancreatobiliary	Interval Colorectal Cancer: Don't Distress Yourself Any Longer	Controversies on Management of Choledocholithiasis: Approaching an Old Problem from a New Angle
13:00-13:30	Registration	12:40-14:00	Lunch		
13:30-13:35	Welcome Remark		Recent Issues in Gastric ESD	Deeper Look into the Gut	Application of the Latest Developments in Pancreatobiliary Imaging: After All, Seeing Is Believing
13:35-14:35	Recent Progress in Diagnostic and Therapeutic Endoscopy in Asia I	14:00-15:30			
14:35-15:00	Coffee Break	15:30-15:50	Coffee Break		
15:00-16:30	Recent Progress in Diagnostic and Therapeutic Endoscopy in Asia II		Recent Issues in Upper GI Endoscopy	Debates on Colorectal Cancer Screening	Current Status of EUS and Pancreatic Cystic Neoplasms: From Diagnosis to Treatment
16:30-17:00	Coffee Break	15:50-17:20			
17:00-18:00	International School for Career Development as a GI Endosocpist	17:30-	Gala Dinner		

* Young Endoscopist Forum (June 24): Invitation Only

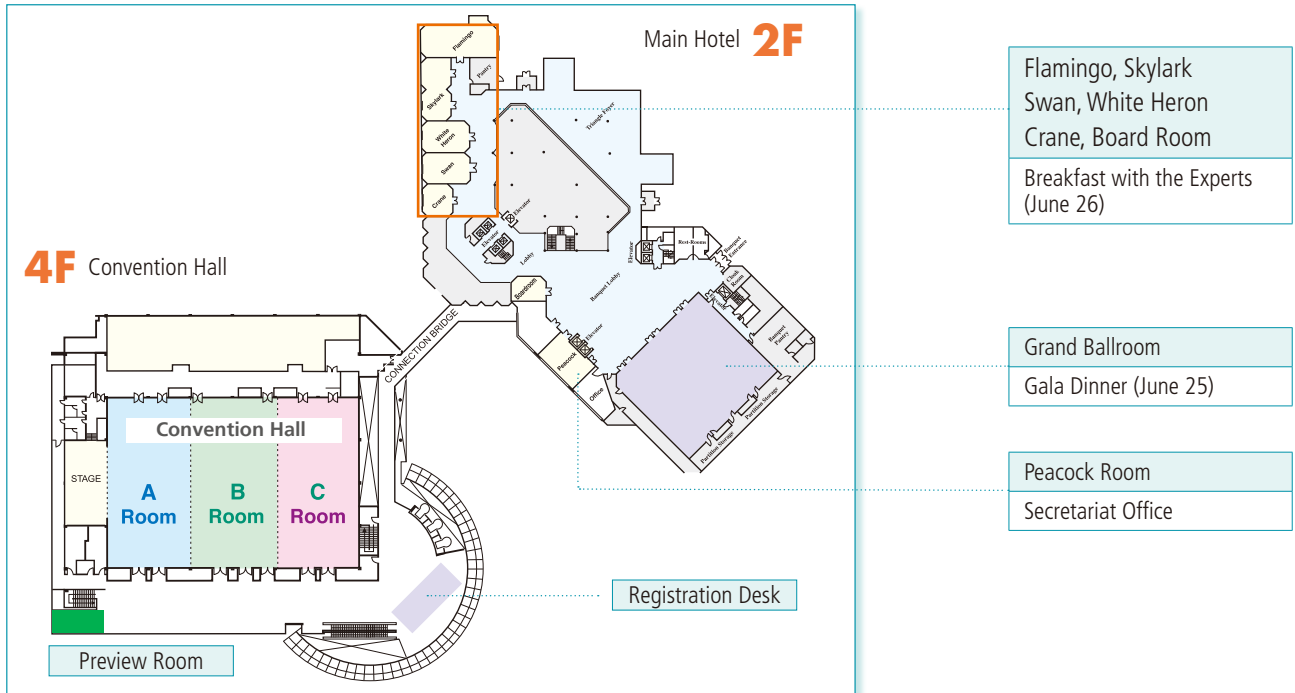


PROGRAM AT A GLANCE

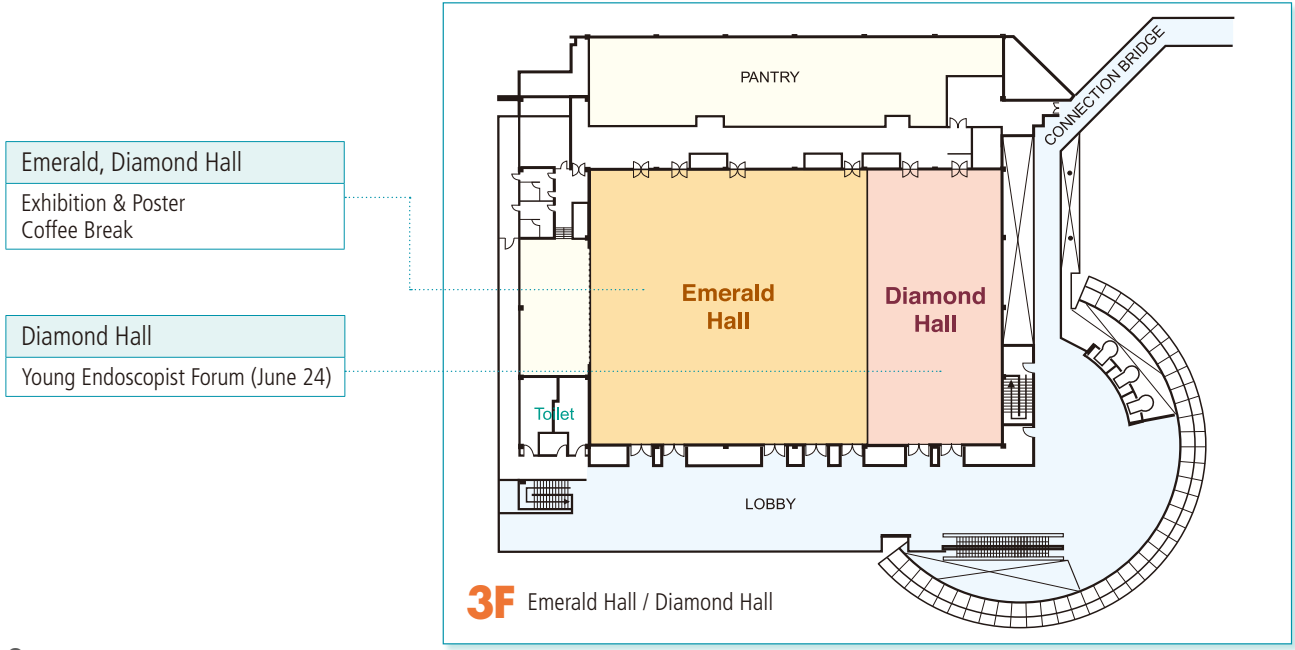
Date	June 26 (Sun.)		
Category	UGI	LGI	Pancreatobiliary
Time/Room	Convention Hall A	Convention Hall B	Convention Hall C
07:30-08:10	Breakfast with the Experts (Flamingo, Skylark, White Heron, Swan, Crane, Board Room)		
08:30-10:00	(KSGE-ASGE) Peptic Ulcer Bleeding - New Approaches for Old Disease	Making Your Colonoscopy as Safe & Comfortable as Possible	Unmet Needs in Clinical Utility of Biliary Metal Stents
10:00-10:30	Coffee Break		
10:30-12:00	Advanced Imaging Technology for GI Tract: The New Light for Diagnosis and Treatments	(KSGE-ASGE) The Many Ways to Manage Colorectal Polyps	(KSGE-ASGE) Comprehensive Management of Pancreatitis
12:00-13:00	Lunch		
13:00-14:30	Endoscopic Management of Early Esophageal Neoplastic Lesions	Surveillance Colonoscopy in Special Situations	EUS-guided Tissue Acquisition: The Future Direction
14:30-14:50	Coffee Break		
14:50-16:20	Achalasia and POEM	Toward 2020: New Technologies and Novel Techniques in Colonoscopy	EUS-guided Biliary Drainage (EUS-BD): A Viable Option for Palliation of Malignant Biliary Obstruction



FLOOR PLAN



Convention Hall A	June 25: Live Demonstration I, II, UGS-I, II June 26: UGS-III, IV, V, VI
Convention Hall B	June 25: LGS-I, II, III, IV June 26: LGS-V, VI, VII, VIII
Convention Hall C	June 25: PBS-I, II, III, IV June 26: PBS-V, VI, VII, VIII



CONFERENCE INFORMATION

Title	International Digestive Endoscopy Network 2016 (IDEN 2016)
Dates	June 24 (Fri)-26 (Sun), 2016
Venue	Grand Hilton Hotel, Seoul, Korea
Official Language	English
Organized by	Korean Society of Gastrointestinal Endoscopy Korean Gastrointestinal Endoscopy Research Foundation
Website	www.iden.or.kr

Secretariat

Before & After the Conference

Registration, Sponsorship	Korean Society of Gastrointestinal Endoscopy Tel: +82-2-335-1552, Fax: +82-2-335-2690 E-mail: ksge1@gie.or.kr
Scientific Programs, Others	Convention PM Tel: +82-2-2269-4381, Fax: +82-2-2269-4380 E-mail: iden@conventionpm.com

On-site Secretariat Peacock Room (2F, Main Hotel)

[Registration]

Registration Desk Hours

Date	Time	Location
June 24 (Sat)	08:00-17:30	Convention Hall Lobby (4F, Convention Center)
June 25 (Sun)	07:30-16:30	

On-site Registration Fee

Category	Registration Fee
Participants	USD 320 / KRW 320,000
Trainee / Fellow	USD 160 / KRW 160,000
Nurse / Technician (One-day)	USD 120 / KRW 120,000 (USD 60 / KRW 60,000)

* Registration fee will be 50% off for KSGE members, presenting author and corresponding author on accepted abstracts.

* Full payment registration includes;

- Admission to all Scientific Sessions and Exhibition
- Admission to Gala Dinner (June 25)
- Conference Materials (Conference Bag, Name Tag, Proceedings, etc)
- Coffee Breaks and Lunches

* Name Badge: You are kindly requested to wear your name badge throughout the conference. Please note that admission to the scientific session rooms will be restricted to registered participants wearing their badges.



CONFERENCE INFORMATION

[Preview Room]

Preview room is available for speakers to review and submit their presentation slides before presentation. The speakers are required to check-in at the preview room to review their slide(s) and save the final versions. Final presentation file(s) must be uploaded at least 30 minutes before the start of their sessions.

Date	Time	Place
June 25 (Sat)	08:00-17:00	Convention Hall Lobby (4F, Convention Center)
June 26 (Sun)	07:30-16:00	

[Guidelines for Poster Presentation]

Place: Emerald, 3F, Convention Center

Each poster should be affixed on the numbered board assigned to each poster. Please refer to the scientific program. Materials to attach the poster on the board will be provided at the information desk in Emerald Hall.

The posters left behind the demounting time will be discarded without notice.

Date	Display Hours
June 25 (Sat)	09:00-17:00
June 26 (Sun)	09:00-16:00

*Mounting June 25 (Sat), 08:00-09:00

*Demounting June 26 (Sun), 16:00-17:00

[Secretariat]

Secretariat is operated during the conference period. For any help or request, please come to the secretariat.

Date	Time	Place
June 25 (Sat)	09:00-18:00	Peacock Room (2F, Main Hotel)
June 26 (Sun)	08:00-16:00	

[Social Program]

Gala Dinner

Date & Time: June 25 (Sat), 17:30

Venue: Grand Ballroom, 2F, Main Hotel

Open to all registered participants. It will be great opportunity for the participants to enjoy a pleasant evening and excellent dinner, and make new friends!

*The Awards Ceremony of the Best Poster Presentation will be held at the Gala Dinner. Awardees are required to attend this dinner.

INVITED FACULTIES

FROM OVERSEAS

Hong Kong, China

Philip WY Chiu (The Chinese University of Hong Kong)
Anthony YB Teoh (The Chinese University of Hong Kong)

India

D. Nageshwar Reddy (Asian Institute of Gastroenterology / WEO President)

Japan

Hisao Tajiri (Jikei University / JGES President)
Hiroshi Kashida (Kindai University)
Hiroyuki Isayama (The University of Tokyo)
Takao Itoi (Tokyo Medical University)
Masayuki Kitano (Kindai University)
Hitomi Minami (Nagasaki University)
Noriya Uedo (Osaka Medical Center)
Naohisa Yahagi (Keio University)
Naoyuki Yamaguchi (Nagasaki University)
Hironori Yamamoto (Jichi Medical University)
Ichiro Yasuda (Teikyo University)

Singapore

Khek-Yu Ho (National University of Singapore)

Taiwan

Han-Mo Chiu (National Taiwan University)

USA

William R. Brugge (Massachusetts General Hospital)
Jacques Van Dam (The Keck Medical Center of USC)
Shai Friedland (Stanford University)
Michel Kahaleh (Weill Cornell Medicine)
Charles J. Kahi (Indiana University)
Sunguk Jang (Cleveland Clinic Foundation)
Bo Shen (Cleveland Clinic Foundation)
Christopher C. Thompson (Harvard Medical School)
John J. Vargo (Cleveland Clinic Foundation)

FROM KOREA

Seungmin Bang (Yonsei University)
Jeong-Sik Byeon (University of Ulsan)
Jae Myung Cha (Kyung Hee University)
Hiun Suk Chae (The Catholic University of Korea)
Dong Kyung Chang (Sungkyunkwan University)
Joo Young Cho (CHA University)
Soo-Jeong Cho (National Cancer Center)
Ho Soon Choi (Hanyang University)
Hwang Choi (The Catholic University of Korea)
Hyuk Soon Choi (Korea University)
Kee Don Choi (University of Ulsan)
Myung-Gyu Choi (The Catholic University of Korea)
Hoon Jai Chun (Korea University)
Jaeyoung Chun (Seoul National University)

Hyunsoo Chung (Yonsei University)
Moon Jae Chung (Yonsei University)
Seok Ho Dong (Kyung Hee University)
Chang Soo Eun (Hanyang University)
Dong Soo Han (Hanyang University)
Seung-Mo Hong (University of Ulsan)
Su Jin Hong (Soonchunhyang University)
Kyu Chan Huh (Konyang University)
Jin-Hyeok Hwang (Seoul National University)
Jong Pil Im (Seoul National University)
Byung Ik Jang (Yeungnam University)
Hyun Joo Jang (Hallym University)
Jae Young Jang (Kyung Hee University)
Sam Ryong Jee (Inje University)

INVITED FACULTIES

Yoon Tae Jeon (Korea University)
 Seong Woo Jeon (Kyungpook National University)
 Seok Jeong (Inha University)
 Bora Keum (Korea University)
 Chang Duck Kim (Korea University)
 Do Hoon Kim (University of Ulsan)
 Eun Ran Kim (Sungkyunkwan University)
 Eun Young Kim (Catholic University of Daegu)
 Gwang Ha Kim (Pusan National University)
 Ho Gak Kim (Catholic University of Daegu)
 Hyo Jong Kim (Kyung Hee University)
 Hyun Gun Kim (Soonchunhyang University)
 Hyun-Soo Kim (Yonsei University Wonju)
 Jin Kim (Korea University)
 Jin Hong Kim (Ajou University)
 Jin Oh Kim (Soonchunhyang University)
 Jinsu Kim (The Catholic University of Korea)
 Kyeong Ok Kim (Yeongnam University)
 Kyoung Oh Kim (Gachon University)
 Myung-Hwan Kim (University of Ulsan)
 Seong-Eun Kim (Ewha Womans University)
 Tae Hyeon Kim (Wonkwang University)
 Tae Il Kim (Yonsei University)
 Won Ho Kim (Yonsei University)
 Yeol Kim (National Cancer Center)
 Young-Tae Kim (Seoul National University / KSGE President)
 Woen Jin Ko (CHA University)
 Beom Jae Lee (Korea University)
 Bo-In Lee (The Catholic University of Korea)
 Dong Ki Lee (Yonsei University)
 Hong Sik Lee (Korea University)
 Hyun Seok Lee (Kyungpook National University)
 Jin Lee (Hallym University)
 Jong Kyun Lee (Sungkyunkwan University)
 Jun Haeng Lee (Sungkyunkwan University)

Kwang Jae Lee (Ajou University)
 Moon Sung Lee (Soonchunhyang University)
 Oh Young Lee (Hanyang University)
 Sang Kil Lee (Yonsei University)
 Sang Woo Lee (Korea University)
 Seung-Ok Lee (Chonbuk National University)
 Sung Koo Lee (University of Ulsan)
 Tae Hoon Lee (Soonchunhyang University)
 Young Woo Choi (Konyang University)
 Yun Jeong Lim (Dongguk University)
 Jong Ho Moon (Soonchunhyang University)
 Chan Hyuk Park (Hanyang University)
 Do Hyun Park (University of Ulsan)
 Dong Il Park (Sungkyunkwan University)
 Eun Taek Park (Kosin University)
 Hyung Seok Park (Konkuk University)
 Jae Myung Park (The Catholic University of Korea)
 Moo In Park (Kosin University)
 Sang-Heum Park (Soonchunhyang University)
 Seun Ja Park (Kosin University)
 Seong Ho Park (University of Ulsan)
 Soo Jung Park (Yonsei University)
 Young Sook Park (Eulji University)
 Jong Sun Rew (Chonnam National University)
 Ji Kon Ryu (Seoul National University)
 Dong-Wan Seo (University of Ulsan)
 Byoung Kwan Son (Eulji University)
 Geun Am Song (Pusan National University)
 Chang-Hun Yang (Dongguk University)
 Suk-Kyun Yang (University of Ulsan)
 Dong-Hoon Yang (University of Ulsan)
 Byung Moo Yoo (Ajou University)
 Won Jae Yoon (Inje University)
 Sei Jin Youn (Chungbuk National University)

SCIENTIFIC PROGRAM

June 24, Friday

Young Endoscopist Forum (Invitation Only)

Diamond Hall

13:00–13:30	Registration	
13:30–13:35	Welcome Remarks	Yong-Tae Kim (President, Korean Society of Gastrointestinal Endoscopy)
13:35–14:40	Recent Progress in Diagnostic and Therapeutic Endoscopy in Asia (I)	Moderators: Yong-Tae Kim, Yoon Tae Jeen (Korea)
	[Upper GI]	
	Mentor-Mentee Discussants	Jun Haeng Lee, Sang Kil Lee, Gwang Ha Kim (Korea)
	Oral Presentation by AYEА 2016 Program Participants	
14:40–15:05	Coffee Break	
15:05–16:30	Recent Progress in Diagnostic and Therapeutic Endoscopy in Asia (II)	Moderators: Yong-Tae Kim, Yoon Tae Jeen (Korea)
	[Lower GI]	
	Mentor-Mentee Discussants	Jeong-Sik Byeon, Young-Seok Cho (Korea)
	Oral Presentation by AYEА 2016 Program Participants	
	[Pancreatobiliary & EUS]	
	Mentor-Mentee Discussants	Jong Ho Moon, Kyo-Sang Yoo (Korea)
	Oral Presentation by AYEА 2016 Program Participants	
16:30-17:00	Coffee Break	
17:00-18:00	International School for Career Development as a GI Endoscopist	Moderators: Chang-Hun Yang, Eun Young Kim (Korea)
17:00–17:15	How I Chose to Become What I am Now?	D. Nageshwar Reddy (India)
17:15–17:30	Building a Mentorship: Being a Good Mentor/Finding a Good Mentor	William R. Brugge (USA)
17:30–17:45	How to Do Multi-center Study	Hyun-Soo Kim (Korea)
17:45–18:00	Tips for Accelerating Manuscript Publication	Kwang An Kwon (Korea)

**** AYEА (Asian Young Endoscopist Award) 2016 Program**

- Training Period: 2 weeks (from June 13, 2016)
- Fields: UGI endoscopy, LGI endoscopy, ERCP, EUS
- Number of Awardees: 20 persons from 12 countries (India, Indonesia, Kazakhstan, Malaysia, Mongolia, New Zealand, Philippines, Singapore, Taiwan, Thailand, Uzbekistan, Vietnam)
- Training Center (Hospital): 15
- Award: USD 3,000



June 25, Saturday

Upper GI

Convention Hall A

09:00-10:40 **Live Demonstration I (UGI & LGI)**

Moderators: Hyung Seok Park (Korea), Bo Shen (USA), Noriya Uedo (Japan)

Various Therapeutic Procedures of GI Tract

- Operator: Jeong-Sik Byeon (Korea)
Discussants: Hiroshi Kashida (Japan), Dong-Hoon Yang (Korea)
Site: Asan Medical Center
- Operator: Hyunsoo Chung (Korea)
Discussant: Jun Chul Park (Korea)
Site: Severance Hospital
- Operator: Joo Young Cho (Korea)
Discussant: Jung-Wook Kim (Korea)
Site: CHA Bundang Medical Center

10:40-11:10 *Coffee Break*

12:40-14:00 *Lunch*

14:00-15:30 **Recent Issues in Gastric ESD**

Moderators: Hoon Jai Chun (Korea), Philip WY Chiu (Hong Kong, China), Oh Young Lee (Korea)


14:00-14:20	UGS-I 1	Development of Robotic Platform for Gastrointestinal ESD	Philip WY Chiu (Hong Kong, China)
14:20-14:40	UGS-I 2	ESD for EGC with Undifferentiated Histology	Jun Haeng Lee (Korea)
14:40-15:00	UGS-I 3	ESD for EGC with Uncommon Histology	Gwang Ha Kim (Korea)
15:00-15:15	UGS-I D1	Case-based Discussion 1	Soo-Jeong Cho (Korea)
15:15-15:30	UGS-I D2	Case-based Discussion 2	Chan Hyuk Park (Korea)

15:30-15:50 *Coffee Break*

15:50-17:20 **Recent Issues in Upper GI Endoscopy**

Moderators: Sang Woo Lee (Korea), Christopher C. Thompson (USA)

15:50-16:10	UGS-II 1	Current Limitations and Future Directions of GI Cancer Screening Program in USA	John J. Vargo (USA)
-------------	-----------------	---	---------------------



SCIENTIFIC PROGRAM

16:10-16:30	UGS-II 2	Neuroendocrine Tumors (NETs) of the Upper GI Tract in Korea	Seong Woo Jeon (Korea)
16:30-16:50	UGS-II 3	Development and Application of Endoscopic Suturing Devices	Hyuk Soon Choi (Korea)
16:50-17:10	UGS-II 4	Endoscopic Bariatric Therapy in USA	Christopher C. Thompson (USA)
17:10-17:20	UGS-II D	Discussion	
17:30-		<i>Gala Dinner (Grand Ballroom, 2F, Main Hotel)</i>	

Lower GI

Convention Hall B

09:00-10:40 **Live Demonstration I (UGI & LGI)**

Convention Hall A

Moderators: Hyung Seok Park (Korea), Bo Shen (USA), Noriya Uedo (Japan)

Various Therapeutic Procedures of GI Tract

- Operator: Jeong-Sik Byeon (Korea)
Discussants: Hiroshi Kashida (Japan), Dong-Hoon Yang (Korea)
Site: Asan Medical Center
- Operator: Hyunsoo Chung (Korea)
Discussant: Jun Chul Park (Korea)
Site: Severance Hospital
- Operator: Joo Young Cho (Korea)
Discussant: Jung-Wook Kim (Korea)
Site: CHA Bundang Medical Center


09:00-10:40 **Issues on Minimally Invasive Management of Early Colorectal Cancer**

Moderators: Hiun Suk Chae (Korea), Shai Friedland (USA), Yoon Tae Jeon (Korea)

09:00-09:20	LGS-I 1	Decision on Endoscopic Resection or Not: What Experts Do?	Hironori Yamamoto (Japan)
09:20-09:40	LGS-I 2	Positive Resection Margin after Endoscopic Resection: What Should I Do?	Naohisa Yahagi (Japan)
09:40-10:00	LGS-I 3	Surgeons Are Coming: TEMS, TAMIS, & Lap Assisted Colonoscopic Resection	Jin Kim (Korea)
10:00-10:20	LGS-I D1	Case-based Discussion 1	Jinsu Kim (Korea)
10:20-10:40	LGS-I D2	Case-based Discussion 2	Eun Ran Kim (Korea)
10:40-11:10		<i>Coffee Break</i>	

SCIENTIFIC PROGRAM

11:10-12:40	Interval Colorectal Cancer: Don't Distress Yourself Any Longer		
		<i>Moderators: Suk-Kyun Yang (Korea), Bo Shen (USA), Young Sook Park (Korea)</i>	
11:10-11:30	LGS-II 1	Clinical and Biological Features of Interval Colorectal Cancer	Kyu Chan Huh (Korea)
11:30-11:50	LGS-II 2	Colonoscopy Quality Indicators: Monitoring Is the Key!	Jae Myung Cha (Korea)
11:50-12:10	LGS-II 3	Training Beginners to Qualified Colonoscopists: Old Habits Die Hard!	Hiroshi Kashida (Japan)
12:10-12:25	LGS-II D1	Case-based Discussion 1	Beom Jae Lee (Korea)
12:25-12:40	LGS-II D2	Case-based Discussion 2	Kyeong Ok Kim (Korea)
12:40-14:00	<i>Lunch</i>		
14:00-15:30	Deeper Look into the Gut		
		<i>Moderators: Geun Am Song (Korea), Hironori Yamamoto (Japan), Byung Ik Jang (Korea)</i>	
14:00-14:20	LGS-III 1	Small Bowel Capsule Endoscopy: New Innovations for Future Visions	Yun Jeong Lim (Korea)
14:20-14:40	LGS-III 2	Balloon Enteroscopy: When You Should Use It and Why?	Hironori Yamamoto (Japan)
14:40-14:00	LGS-III 3	CT and MR Enterography: The Present and the Future of Small Bowel Imaging	Seong Ho Park (Korea)
15:00-15:15	LGS-III D1	Case-based Discussion 1	Hyun Joo Jang (Korea)
15:15-15:30	LGS-III D2	Case-based Discussion 2	Hyun Seok Lee (Korea)
15:30-15:50	<i>Coffee Break</i>		
15:50-17:20	Debates on Colorectal Cancer Screening		
		<i>Moderators: Hyo Jong Kim (Korea), Han-Mo Chiu (Taiwan)</i>	
15:50-16:10	LGS-IV 1	What Should We Seek for in the Stool? Blood, DNA, or Something Else?	Dong Il Park (Korea)
16:10-16:30	LGS-IV 2	Age Does Matter in the CRC Screening? When to Start & Stop?	Han-Mo Chiu (Taiwan)
16:30-16:50	LGS-IV 3	Colon Capsule: Any Room for Expansion in 2016?	Jong Pil Im (Korea)
16:50-17:10	LGS-IV 4	Overview & Future Direction of the Nationwide CRC Screening Program: Korean & Global Perspective	Yeol Kim (Korea)
17:10-17:20	LGS-IV D	Discussion	
17:30-	<i>Gala Dinner (Grand Ballroom, 2F, Main Hotel)</i>		



SCIENTIFIC PROGRAM

Pancreatobiliary

Convention Hall C


- 09:00-10:40 **Difficult Biliary Cannulation during ERCP: How to Minimize Complications**
Moderators: Young Woo Choi (Korea), Hiroyuki Isayama (Japan)
- 09:00-09:20 **PBS-I 1** Optimal Use of Precut and Wire-guided Techniques Tae Hoon Lee (Korea)
- 09:20-09:40 **PBS-I 2** Clinical Implications of Pancreatic Duct Stent Placement: Prevention and Salvage of Post-ERCP Pancreatitis Jacques Van Dam (USA)
- 09:40-10:00 **PBS-I 3** Medical Prevention of Post-ERCP Pancreatitis Byung Moo Yoo (Korea)
- 10:00-10:20 **PBS-I 4** Single Session EUS-*rendezvous* ERCP versus Percutaneous Biliary Drainage in Patients with Failed Common Bile Duct Access after ERCP Anthony YB Teoh (Hong Kong, China)
- 10:20-10:40 **PBS-I D** Discussion
- 10:40-11:10 *Coffee Break*

- 11:10-12:40 **Live Demonstration II (Pancreatobiliary)** Convention Hall A
Moderators: Ho Soon Choi (Korea), Khek-Yu Ho (Singapore), Anthony YB Teoh (Hong Kong, China)
- Various Therapeutic Procedures of Pancreatobiliary System
- Operator: Moon Jae Chung (Korea)
 Discussant: Seungmin Bang (Korea)
 Site: Severance Hospital (2 cases)
 - Operator: Jaihwan Kim (Korea)
 Discussant: Jin-Hyeok Hwang (Korea)
 Site: Seoul National University Bundang Hospital

- 11:10-12:40 **Controversies on Management of Choledocholithiasis: Approaching an Old Problem from a New Angle**
Moderators: Chang Duck Kim (Korea), Jacques Van Dam (USA)
- 11:10-11:30 **PBS-II 1** Does This Patient Indeed Have Choledocholithiasis? The Optimal Evaluation of Suspected Choledocholithiasis D. Nageshwar Reddy (India)
- 11:30-11:50 **PBS-II 2** Efficacy and Safety of EPLBD with or without Sphincterotomy in the Management of Choledocholithiasis Seok Jeong (Korea)
- 11:50-12:10 **PBS-II 3** Salvage Temporal Stenting for Intractable Choledocholithiasis Seung-Ok Lee (Korea)
- 12:10-12:30 **PBS-II 4** Choledocholithiasis with Multiple Recurrences: How to End the Punishment of Sisyphus Hiroyuki Isayama (Japan)
- 12:30-12:40 **PBS-II D** Discussion
- 12:40-14:00 *Lunch*

SCIENTIFIC PROGRAM

14:00-15:30	Application of the Latest Developments in Pancreatobiliary Imaging: After All, Seeing Is Believing		
	<i>Moderators: Ho Gak Kim (Korea), D. Nageshwar Reddy (India)</i>		
14:00-14:20	PBS-III 1	New Scopes and Accessories for Direct Peroral Cholangioscopy	Jong Ho Moon (Korea)
14:20-14:40	PBS-III 2	The New Generation SpyGlass System	Jong Kyun Lee (Korea)
14:40-15:00	PBS-III 3	A Review of Probe-based Confocal Laser Endomicroscopy for Pancreatobiliary Disease	Michel Kahaleh (USA)
15:00-15:20	PBS-III 4	Qualitative and Quantitative Analyses of Perfusion Imaging with Contrast-enhanced EUS	Masayuki Kitano (Japan)
15:20-15:30	PBS-III D	Discussion	
15:30-15:50	<i>Coffee Break</i>		
15:50-17:20	Current Status of EUS and Pancreatic Cystic Neoplasms: From Diagnosis to Treatment		
	<i>Moderators: Sung Koo Lee (Korea), Masayuki Kitano (Japan), Hong Sik Lee (Korea)</i>		
15:50-16:10	PBS-IV 1	Cyst Fluid Markers for Differential Diagnosis of Pancreatic Cystic Neoplasms: Beyond CEA	William R. Brugge (USA)
16:10-16:30	PBS-IV 2	EUS-guided Ablation of Pancreatic Cystic Neoplasm: Long-term Outcomes	Ji Kon Ryu (Korea)
16:30-16:50	PBS-IV 3	No FNA, No Ablation - Just Leave the Cyst Alone Until Surgery	Ichiro Yasuda (Japan)
16:50-17:10	PBS-IV D	Case-based Discussion	Won Jae Yoon (Korea)
17:30-	<i>Gala Dinner (Grand Ballroom, 2F, Main Hotel)</i>		



SCIENTIFIC PROGRAM

June 26, Sunday

07:30-08:10

Breakfast with the Experts

BE 1 Management of Barrett's Esophagus with or without Dysplasia

Moderator: Kwang Jae Lee (Korea)

Flamingo Room

Sunguk Jang (USA)

BE 2 Endoscopic Management of Gastrointestinal Fistula

Moderator: Eun Young Kim (Korea)

Skylark Room

Christopher C. Thompson (USA)

BE 3 SSA/P, How to Detect, Characterize, Resect, and Follow Up?

Moderator: Seun Ja Park (Korea)

White Heron Room

Han-Mo Chiu (Taiwan)

BE 4 Polypectomy in Patients Under Anticoagulation/Antiplatelets

Moderator: Jin Oh Kim (Korea)

Swan Room

Shai Friedland (USA)

BE 5 How to Publish Your Research in *Gastrointestinal Endoscopy*: Tips for Nonnative-English-Speaking Authors

Moderator: Jin Lee (Korea)

Crane Room

William R. Brugge (USA)

BE 6 EUS-guided Gallbladder Drainage

Moderator: Dong-Wan Seo (Korea)

Board Room

Takao Itoi (Japan)

Upper GI

Convention Hall A

08:30-10:00

(KSGE-ASGE): Peptic Ulcer Bleeding - New Approaches for Old Disease

Moderators: Myung-Gyu Choi (Korea), John J. Vargo (USA)

08:30-8:50

UGS-III 1 Evaluation and Treatment of *Helicobacter pylori* in Patients with Peptic Ulcer Bleeding

John J. Vargo (USA)

08:50-09:10

UGS-III 2 Recent Development of Endoscopic Treatment of Bleeding Peptic Ulcer

Jae Young Jang (Korea)

09:10-09:30

UGS-III 3 Predicting In-hospital Recurrence of Non-variceal Upper GI Bleeding

Sunguk Jang (USA)

09:30-09:50

UGS-III 4 Second Look Endoscopy for Bleeding Peptic Ulcer and ESD-induced Ulcer

Kee Don Choi (Korea)

09:50-10:00


UGS-III D Discussion

10:00-10:30

Coffee Break

SCIENTIFIC PROGRAM

10:30-12:00	Advanced Imaging Technology for GI Tract: The New Light for Diagnosis and Treatments	
		<i>Moderators: Chang-Hun Yang (Korea), Hisao Tajiri (Japan)</i>
10:30-10:50	UGS-IV 1 Magnifying Endoscopy with NBI: Based on the Histopathologic Background	Noriya Uedo (Japan)
10:50-11:10	UGS-IV 2 Confocal Laser Endomicroscopy: What Can We Do with This	Sang Kil Lee (Korea)
11:10-11:30	UGS-IV 3 Photodynamic Therapy for Gastrointestinal Cancer, How Can We Use It in Real Practice	Jae Myung Park (Korea)
11:30-11:50	UGS-IV 4 Realtime Diagnosis of GI Neoplasia: Raman Spectroscopy	Khek-Yu Ho (Singapore)
11:50-12:00	UGS-IV D Discussion	
12:00-13:00	<i>Lunch</i>	
13:00-14:30	Endoscopic Management of Early Esophageal Neoplastic Lesions	
		<i>Moderators: Jong Sun Rew (Korea), Naoyuki Yamaguchi (Japan)</i>
13:00-13:20	UGS-V 1 ESD for Esophageal Squamous Cell Carcinoma	Do Hoon Kim (Korea)
13:20-13:40	UGS-V 2 ESD for Barrett Esophageal Cancer	Noriya Uedo (Japan)
13:40-14:00	UGS-V 3 The Endoscopic Treatment Strategy for Superficial Esophageal Cancer	Naoyuki Yamaguchi (Japan)
14:00-14:20	UGS-V 4 Evaluation and Endoscopic Management of Esophageal SMT	Joo Young Cho (Korea)
14:20-14:30	UGS-V D Discussion	
14:30-14:50	<i>Coffee Break</i>	
14:50-16:20	Achalasia and POEM	
		<i>Moderators: Joo Young Cho (Korea), Sunguk Jang (USA), Sam Ryong Jee (Korea)</i>
14:50-15:10	UGS-VI 1 Advanced Techniques for the Evaluation of Achalasia	Moo In Park (Korea)
15:10-15:30	UGS-VI 2 Early Experiences of POEM in Korea	Su Jin Hong (Korea)
15:30-15:50	UGS-VI 3 Per-oral Endoscopic Myotomy; Indications and Techniques	Hitomi Minami (Japan)
15:50-16:05	UGS-VI D1 Case-based Discussion 1	Kyoung Oh Kim (Korea)
16:05-16:30	UGS-VI D2 Case-based Discussion 2	Hyunsoo Chung (Korea)



SCIENTIFIC PROGRAM

Lower GI

Convention Hall B

08:30-10:00 **Making Your Colonoscopy as Safe & Comfortable as Possible**

Moderators: Dong Soo Han (Korea), Hiroshi Kashida (Japan)

- | | | | |
|-------------|----------------|--|-----------------------|
| 08:30-08:50 | LGS-V 1 | Doc, How Should I Prep My Colon?: New Agents, Education, and Protocol for Qualified Prep | Bora Keum (Korea) |
| 08:50-09:10 | LGS-V 2 | Balanced Sedation during Colonoscopy: Steps for Optimization | Seong-Eun Kim (Korea) |
| 09:10-09:30 | LGS-V 3 | Painless Colonoscopy: Water Immersion, Novel Colonoscopes, and Others | Hyun Gun Kim (Korea) |
| 09:30-09:50 | LGS-V 4 | Principles and Techniques of Interventional Endoscopy in IBD | Bo Shen (USA) |
| 09:50-10:00 | LGS-V D | Discussion | |

10:00-10:30 *Coffee Break*

10:30-12:00 **(KSGE-ASGE): The Many Ways to Manage Colorectal Polyps**

Moderators: Won Ho Kim (Korea), Charles J. Kahi (USA)

- | | | | |
|-------------|-----------------|---|-----------------------|
| 10:30-10:50 | LGS-VI 1 | "Resect & Discard" and "Diagnose & Leave": What Should We Do in 2016? | Charles J. Kahi (USA) |
| 10:50-11:10 | LGS-VI 2 | Polypectomy of Small Polyps: Technical Updates | Bo-In Lee (Korea) |
| 11:10-11:30 | LGS-VI 3 | EPMR vs. ESD for Large Polyps: A Western Colonoscopist's View | Shai Friedland (USA) |
| 11:30-11:50 | LGS-VI 4 | Polypectomy of Recurrent Polyps: What's Your Choice? | Chang Soo Eun (Korea) |
| 11:50-12:00 | LGS-VI D | Discussion | |

12:00-13:00 *Lunch*

13:00-14:30 **Surveillance Colonoscopy in Special Situations**

Moderators: Sei Jin Youn (Korea), Hwang Choi (Korea), Dong Kyung Chang (Korea)

- | | | | |
|-------------|-------------------|--|-------------------------|
| 13:00-13:20 | LGS-VII 1 | Usage of Colonoscopy in FAP: Recent Improvement | Tae Il Kim (Korea) |
| 13:20-13:40 | LGS-VII 2 | UC & Crohn's Colitis: No More Random Biopsy? | Bo Shen (USA) |
| 13:40-14:00 | LGS-VII 3 | Piecemeal Resection: How Frequently Should We Follow Up? | Hiroshi Kashida (Japan) |
| 14:00-14:15 | LGS-VII D1 | Case-based Discussion 1 | Soo Jung Park (Korea) |
| 14:15-14:30 | LGS-VII D2 | Case-based Discussion 2 | Jaeyoung Chun (Korea) |

14:30-14:50 *Coffee Break*

SCIENTIFIC PROGRAM




14:50-16:20	Toward 2020: New Technologies and Novel Techniques in Colonoscopy	
		<i>Moderators: Moon Sung Lee (Korea), Naohisa Yahagi (Japan)</i>
14:50-15:10	LGS-VIII 1 Enhanced Adenoma Detection: Devices or Skills?	Hyun-Soo Kim (Korea)
15:10-15:30	LGS-VIII 2 Real-time Histopathological Diagnosis: What Are the Rising Stars?	Charles J. Kahi (USA)
15:30-15:50	LGS-VIII 3 Easier Colorectal ESD: A Daydream or a Reality?	Naohisa Yahagi (Japan)
15:50-16:10	LGS-VIII 4 Colonoscopy Complications: No Longer a Tough Nut to Crack!	Dong-Hoon Yang (Korea)
16:10-16:20	LGS-VIII D Discussion	

Pancreatobiliary

Convention Hall C

08:30-10:00	Unmet Needs in Clinical Utility of Biliary Metal Stents	
		<i>Moderators: Myung-Hwan Kim (Korea), Michel Kahaleh (USA), Seok Ho Dong (Korea)</i>
08:30-08:50	PBS-V 1 Optimal Endoscopic Palliation of Advanced Hilar Cholangiocarcinoma with Metal Stents	Ichiro Yasuda (Japan)
08:50-09:10	PBS-V 2 Revision Methods of Occluded Biliary Metal Stents	D. Nageshwar Reddy (India)
09:10-09:30	PBS-V 3 Prolongation of Biliary Metal Stent Patency: The Dream of Lifelong Stent Patency	Dong Ki Lee (Korea)
09:30-09:50	PBS-V D Case-based Discussion	Byoung Kwan Son (Korea)
10:00-10:30	<i>Coffee Break</i>	
10:30-12:00	(KSGE-ASGE): Comprehensive Management of Pancreatitis	
		<i>Moderators: Yong-Tae Kim (Korea), William R. Brugge (USA)</i>
10:30-10:50	PBS-VI 1 The Role of ERCP and EUS in Acute Pancreatitis	Seungmin Bang (Korea)
10:50-11:10	PBS-VI 2 Fluid and Nutritional Management Strategy for Severe Acute Pancreatitis	Eun Taek Park (Korea)
11:10-11:30	PBS-VI 3 Endoscopic Management of Pancreatic Duct Disruption	Jacques Van Dam (USA)
11:30-11:50	PBS-VI 4 Technical Advancement in Endoscopic Treatment of Walled-off Necrosis	Michel Kahaleh (USA)
11:50-12:00	PBS-VI D Discussion	
12:00-13:00	<i>Lunch</i>	



SCIENTIFIC PROGRAM

13:00-14:30 **EUS-guided Tissue Acquisition: The Future Direction**

Moderators: Sang-Heum Park (Korea), Ichiro Yasuda (Japan)

- | | | | |
|-------------|------------------|--|-------------------------|
| 13:00-13:20 | PBS-VII 1 | New Devices & Techniques of EUS-guided Tissue Acquisition of Solid Pancreatic Mass Lesions | Takao Itoi (Japan) |
| 13:20-13:40 | PBS-VII 2 | EUS-guided Tissue Acquisition of Extrapancreatic Lesions: Expanding the Border | Masayuki Kitano (Japan) |
| 13:40-14:00 | PBS-VII 3 | Assessment for Diagnostic Sufficiency, Specimen Handling, and Ancillary Studies: A Lesson from a Pathologist | Seung-Mo Hong (Korea) |
| 14:00-14:20 | PBS-VII 4 | The Future of EUS-guided Tissue Acquisition: Toward Personalized Medicine | William R. Brugge (USA) |
| 14:20-14:30 | PBS-VII D | Discussion | |
| 14:30-14:50 | | <i>Coffee Break</i> | |

14:50-16:20 **EUS-guided Biliary Drainage (EUS-BD): A Viable Option for Palliation of Malignant Biliary Obstruction**

Moderators: Jin Hong Kim (Korea), Takao Itoi (Japan)

- | | | | |
|-------------|-------------------|---|------------------------------------|
| 14:50-15:10 | PBS-VIII 1 | Training of EUS-BD: Building Self-confidence | Dong-Wan Seo (Korea) |
| 15:10-15:30 | PBS-VIII 2 | Dedicated Devices and Accessories for Comfortable and Safe EUS-BD | Tae Hyeon Kim (Korea) |
| 15:30-15:50 | PBS-VIII 3 | Algorithm for EUS-BD: Choice of Access Route, Direction of Stent Insertion and Drainage Route | Do Hyun Park (Korea) |
| 15:50-16:10 | PBS-VIII 4 | The Future of EUS-guided Biliary Drainage: How Much Potential Does It Have? | Anthony YB Teoh (Hong Kong, China) |

POSTER PRESENTATION


June 25-26, Emerald Hall

June 25, 09:00-18:00

June 26, 09:00-16:00

Upper GI

- PUG-01 Fatty Liver Is Associated with the Increased Risk of Erosive Reflux Esophagitis, Not Minimal Change Esophagitis
[Ja Sung Choi](#) and [Hee Man Kim](#) (Korea)
- PUG-02 Higher Grade of Gastroesophageal Flap Valve (GEFV) Correlates with Erosive Esophagitis and Hiatal Hernia
[Jose D. Sollano](#), [Melchor M. Chan](#), [Albert E. Ismael](#), [Carmelita D. Dalupang](#), [Frederick T. Dy](#), [Ramon E. Carpio](#), [Denis C. Ngo](#), [Stephen N. Wong](#) and [Michael Louie O. Lim](#) (Philippines)
- PUG-03 Refractory Gastro-Esophageal Reflux Symptoms in an Asian Cohort: Roles of Advanced Imaging and Functional Testing
[Weiquan James Li](#), [Kwong Ming Fock](#), [Tiing Leong Ang](#), [Choo Hean Poh](#), [Ngai Moh Law](#) and [Daphne Ang](#) (Singapore)
- PUG-04 The Diagnostic Value of Esophageal High Resolution Manometry Parameters Predicting GERD
[Hyun Jin Oh](#), [Yu Kyung Cho](#) and [Myung-Gyu Choi](#) (Korea)
- PUG-05 Defective Esophagogastric Junction Morphology Action Is Associated with GERD or Erosive Esophagitis
[Ha Neul Park](#), [Yu Kyung Cho](#), [Chul-Hyun Lim](#), [Jin Su Kim](#), [Jae Myung Park](#), [Young-Seok Cho](#), [Bo-In Lee](#), [In Seok Lee](#) and [Myung-Gyu Choi](#) (Korea)
- PUG-06 Association between Sarcopenia and Reflux Esophagitis in a Health Checkup: Based on Single Center Endoscopic Database
[Ga Hee Kim](#), [Ji Won Kim](#), [Kook Lae Lee](#), [Byeong Gwan Kim](#) and [Seong-Joon Koh](#) (Korea)
- PUG-07 "Esophageal Remodeling" after Peroral Endoscopic Myotomy in Achalasia
[Cheal Wung Huh](#), [Hyunsoo Chung](#), [Young Hoon Youn](#), [Yong Chan Lee](#) and [Hyojin Park](#) (Korea)
- PUG-08 Long-Term Outcomes of Peroral Endoscopic Myotomy for Achalasia
[Weon Jin Ko](#), [Won Hee Kim](#), [Sung Pyo Hong](#), [Ga Won Song](#) and [Joo Young Cho](#) (Korea)
- PUG-09 Clinical Outcomes of Endoscopic Submucosal Dissection for Esophageal Squamous Cell Carcinoma
[Ra Ri Cha](#), [Yang Won Min](#), [Hyuk Lee](#), [Byung-Hoon Min](#), [Jun Haeng Lee](#), [Poong-Lyul Rhee](#) and [Jae J. Kim](#) (Korea)
- PUG-10 Using of Biodegradable Stent Extension in Children with Cicatricial Strictures of Esophagus
[Nodir Arifdjanov](#), [Makhmud Aliev](#), [Uktam Tilavov](#), [Shoilkhom Shakhaydarov](#) and [Bokhodir Karimov](#) (Uzbekistan)
- PUG-11 Comparative Study between Endoscopic Submucosal Dissection and Surgery in Patients with Early Gastric Cancer
[Kyu Yeon Hahn](#), [Sang Kil Lee](#), [Chan Hyuk Park](#), [Hyunsoo Chung](#), [Jun Chul Park](#), [Sung Kwan Shin](#), [Yong Chan Lee](#), [Jae Ho Cheong](#), [Woo Jin Hyung](#) and [Sung Hoon Noh](#) (Korea)
- PUG-12 Clinical Outcomes of Endoscopic Submucosal Dissection in Patients with Early Gastric Cancer under 40 Years Old
[Kyu Yeon Hahn](#), [Sang Kil Lee](#), [Chan Hyuk Park](#), [Hyunsoo Chung](#), [Jun Chul Park](#), [Young Hoon Youn](#), [Sung Kwan Shin](#) and [Yong Chan Lee](#) (Korea)
- PUG-13 Clinical Impact of Obesity for the Patients Who Undergo Endoscopic Submucosal Dissection
[Donghoon Kang](#), [Jae Myung Park](#), [Sung Eun Ha](#), [Seung Bae Yoon](#), [Chul-Hyun Lim](#), [Jin Su Kim](#), [Yu Kyung Cho](#), [Bo-In Lee](#), [Young Seok Cho](#), [In Seok Lee](#) and [Myung-Gyu Choi](#) (Korea)
- PUG-14 Quality of Life Outcomes after Endoscopic and Surgical Treatment of Early Gastric Cancer
[Hye Kyung Jeon](#), [Geun Am Song](#), [Gwang Ha Kim](#), [Bong Eun Lee](#), [Dae Hwan Kim](#), [Tae Yong Jeon](#), [Keun Won Ryu](#), [Young Joon Lee](#), [Hyuk Joon Lee](#), [Hyun Yong Jeong](#), [Young Kyu Park](#), [Jeong Hwan Yook](#), [Wan Sik Yu](#), [In Ho Chung](#), [Sung Hoon Noh](#), [Hyo Yung Yun](#) and [Sung Bae Park](#) (Korea)




POSTER PRESENTATION

- PUG-15 **Three Year Outcomes of Endoscopic Sub-mucosal Dissection for EGCs in Korea: A Prospective with Multi-center Cohort Study**
[Youngju Cha](#), Wansik Lee, Jiyoung Kim, Narae Lee, Dahyun Lyu, Sang-Yong Seol, Il Ju Choi, Chanmi Park and Seunja Park (Korea)
- PUG-16 **Outcomes of Endoscopic Submucosal Dissection in Patients with Early Gastric Cancer Beyond Preoperative Indication**
[Kyu Yeon Hahn](#), Hyunsoo Chung, Jun Chul Park, Sung Kwan Shin, Sang Kil Lee and Yong Chan Lee (Korea)
- PUG-17 **Endoscopic Submucosal Dissection for Superficial Gastric Lesion - A Safe and Feasible Option in Vietnam**
[Binh Tran Thanh](#), Tung Pham Huu and Dung Ho Dang Quy (Vietnam)
- PUG-18 **Clinical Outcome after Endoscopic Submucosal Dissection for Early Gastric Cancer of Absolute and Expanded Indication**
[Hyuk Soo Eun](#), Ju Seok Kim, Sun Hyung Kang, Jae Kyu Sung, Hyun Yong Jeong and Hee Seok Moon (Korea)
- PUG-19 **The Clinical Usefulness of Pronase Bowel Preparation before ESD for Gastric Neoplasm**
[Yoon Suk Park](#), Seoug Hwan Kim, Il Hyun Baek, Young Kwan Cho, Young Sook Park, Yunju Jo, Byoung Kwan Son, Sang Bong An, Jin Suk Chang and Young Dae Kim (Korea)
- PUG-20 **Comparison of ESD and EMR Method in Circumferential Esophageal Mucosal Resection in Minipig Model**
[Jun Young Shin](#), Jin Seok Park, Byoung Wook Bang, Kye Sook Kwon, Yong Woon Shin, Jun Mi Kim and Hyungkil Kim (Korea)
- PUG-21 **Efficacy of a Patient Positioning Device during Endoscopic Submucosal Dissection for Gastric Epithelial Neoplasm**
[Moon Won Lee](#), Bong Eun Lee, Sungyoung Han, In Sub Han, Ok Geun Kim, Kyung Lim Hwang, Dong Woo Ha, Dong Hoon Baek, Hye Kyung Jeon, Gwang Ha Kim and Geun Am Song (Korea)
- PUG-22 **Endoscopic Pyloromyotomy for Gastric Drainage Disturbance Following Esophagectomy**
[Byung Sun Kim](#), Woong Ki Lee, Sung Hyun Park, Min A Yang, So Hee Yun, Young Jae Lee, Ji Woong Kim, Yong Keun Cho and Jin Woong Cho (Korea)
- PUG-23 **Diagnostic Yield of Endoscopic Ultrasonography Guided Incision Biopsy for Gastric Subepithelial Tumors**
[Tae-Geun Gweon](#), Byung-Wook Kim, Joon Sung Kim, Sung Min Park, Young Wook Kim and Gi Jun Kim (Korea)
- PUG-24 **The Effectiveness of an Endoluminal Bariatric Gastroplasty Using New KUMC Endoscopic Suture Device**
[Byeong Kwang Choi](#), Hoon Jai Chun, Jae Min Lee, Hyuk Soon Choi, Eun Sun Kim, Bora Keum, Yoon Tae Jeon, Hong Sik Lee, Chang Duck Kim, Yoonjin Kim, Byunggon Kim, Kyungnam Kim, Youngnam Song, Daehie Hong, Sang Yup Lee, Jung Min Lee, In Kyung Yoo and Seung Han Kim (Korea)
- PUG-25 **Clinical Impacts of Incisional Target Biopsy on Therapeutic Strategy for Proximal Gastric PM Mass**
[Hee Yun Ryu](#), Seong Hwan Kim, Sang Bong Ahn, Byoung Kwan Son, Young Sook Park, Young Kwan Cho and Yoon Suk Park (Korea)
- PUG-26 **Impacted Esophageal Foreign Body Removed by Grasping Forcep under General Anesthesia**
[Jae-Kwon Jung](#), Hyun-Soo Kim, Chang-Keun Park, Dae-Jin Kim, Yun-Jin Chung, Jae-Kwang Lee, Jun-Ho Park and Yoon-Hyung Lee (Korea)
- PUG-27 **The Korean Registry on Peptic Ulcer Bleeding and Rebleeding (KPUB): Analysis of Factors Associated with Rebleeding**
[Gi Jun Kim](#), Byung-Wook Kim, Joon Sung Kim, Sumg Min Park and Young Wook Kim (Korea)
- PUG-28 **Comparison of 4 Scoring Systems for Predicting Clinical Outcomes in Korean Patients with Peptic Ulcer Bleeding**
[Sumg Min Park](#), Byung-Wook Kim, Joon Sung Kim, Young Wook Kim and Gi Jun Kim (Korea)
- PUG-29 **Effect of 40 mg Once Daily Versus Continuous Pantoprazole for Prevention of Ulcer Bleeding**
[Hyounsoo Lee](#), Dae Hyeon Cho, Jung Won Lee, Ji Eun Oh, Gwang Min Kim, Chang Wook Chung, Gil Jong Yoo and Sang Goon Shim (Korea)
- PUG-30 **Epidemiology of Peptic Ulcer Disease and Its Complications in Korea: Results from the Nationwide Population-based Study**
[Young Wook Kim](#), Byung-Wook Kim, Chung Hyun Tae and Suk Il Kim (Korea)

POSTER PRESENTATION

- PUG-31 The Role of Endoscopic Hemostasis for Periampullary Diverticular Bleeding
[Eun Bee Kim](#), [Yonghyeok Choi](#), [Keunmo Kim](#), [Youngmin Oh](#), [Ki Bae Kim](#), [Joung-Ho Han](#), [Soon Man Yoon](#), [Hee Bok Chae](#), [Seon Mee Park](#) and [Sei Jin Youn](#) (Korea)
- PUG-32 The Use of Self-expanding Metal Stent for Refractory Variceal Haemorrhage
[Mahesh Kumar Goenka](#), [Chinmay Bera](#), [Indrajeet Kumar Tiwari](#) and [Usha Goenka](#) (India)
- PUG-33 Genetic Polymorphism in TLR1 Revealed a Difference in the Profiles between *Helicobacter pylori* Associated Gastritis
[Theeraya Bartpho](#) and [Taweesak Tongtawee](#) (Thailand)
- PUG-34 *H. pylori* Associated with Gastritis and Gastric Cancer in Thailand "Thailand Enigma"
[Warisara Ratchapol](#), [Taweesak Tongtawee](#), [Soraya Kaewpitoon](#), [Sanong Suksaweang](#) and [Sukij Panpimanmas](#) (Thailand)
- PUG-35 Site Specific Biopsy Reliable Endoscopic Technique for Detection *H. pylori* Infection and Pre-Malignant Gastric Mucosa?
[Taweesak Tongtawee](#) (Thailand)
- PUG-36 Triple Therapy and Sequential Therapy for *Helicobacter pylori* Infection: Single Center Study in Mongolia
[Byambajav Tsogt-Ochir](#) and [Oyuntsetseg Khasag](#) (Mongolia)
- PUG-37 The Study of Gastric Mucosal Changes with *Helicobacter pylori* Virulent Genes and Host Immunologic Polymorphism
[Enkh-Amar Ayush](#), [Bira Namdag](#) and [Oyuntsetseg Khasag](#) (Mongolia)
- PUG-38 Relationship between *Helicobacter pylori* Infection and Clinical Features of Gastric Cancer
[Amie Vidyani](#), [Iswan a Nusi](#), [Poernomo Boedi Setiawan](#), [Herry Purbayu](#) and [Titong Sugihartono](#) (Indonesia)
- PUG-39 Association of *Helicobacter Pylori* Eradication with Obesity
[Hongkwon Oh](#), [Gumin Cho](#), [Jinyoung an](#), [Yongjin Kim](#), [Chang-Whan Kim](#), [Jae Kwang Kim](#), [Sok Won Han](#) and [Tae Ho Kim](#) (Korea)
- PUG-40 Analysis of Endoscopic and Histopathologic Features of Gastric Polyps
[Gian Carlo Carpio](#), [Rommel P. Romano](#) and [Ramon E. Carpio](#) (Philippines)
- PUG-41 Clinicopathological Features of Early Lymphoepithelioma-like Gastric Carcinoma
[Young Joo Park](#), [Bong Eun Lee](#), [Sung Ik Pyeon](#), [Chang Joon Park](#), [Jung Bin Yoon](#), [Byeong Gu Song](#), [Donghun Shin](#), [Dong Hoon Baek](#), [Hye Kyung Jeon](#), [Gwang Ha Kim](#) and [Geun Am Song](#) (Korea)
- PUG-42 Lymph Node Metastasis Risk for Histologic Type with Poorly Cohesive Components in EGC Confined to Mucosa
[Jae Jin Hwang](#), [Jae Pil Han](#), [Su Jin Hong](#), [Bong Min Ko](#), [Hee Kyoung Kim](#) and [Gyu Seok Cho](#) (Korea)
- PUG-43 The Effectiveness of Carcinomatosis and Ascites Status of Treatment in the Patients of AGC with Bowel Obstruction
[Yong Eun Park](#), [Jun Chul Park](#), [Yong Chan Lee](#), [Sang Kil Lee](#), [Sung Kwan Shin](#) and [Hyunsoo Chung](#) (Korea)
- PUG-44 Risk Factor of Synchronous Multiple Early Gastric Cancer
[Seok Hoo Jeong](#), [Jung Ho Kim](#), [Kwang An Kwon](#), [Kyoung Oh Kim](#), [Jun-Won Chung](#), [Yoon Jae Kim](#) and [Dong Kyun Park](#) (Korea)
- PUG-45 Clinical Outcome of Doublet and Triplet Neoadjuvant Chemotherapy for Locally Advanced Gastric Cancer
[Ju Seok Kim](#), [Sun Hyung Kang](#), [Hee Seok Moon](#), [Jae Kyu Sung](#), [Hyun Yong Jeong](#) and [Eaum Seok Lee](#) (Korea)
- PUG-46 Adenocarcinoma in An Adult Gastric Duplication Cyst: A Case Report
[Maria Fleurdeliz Goco](#) and [Melchor Chan](#) (Philippines)
- PUG-47 A Rare Case of Langerhans Cell Histiocytosis of the Stomach
[Ju Hyun Seo](#), [Jae Myung Park](#) and [Myung-Gyu Choi](#) (Korea)
- PUG-48 Autoamputation of Gastric Polyp
[Hyun Ho Choi](#), [Sung Soo Kim](#), [Jihan Yu](#), [Younghee Choe](#), [Hyung-Keun Kim](#), [Sang Woo Kim](#) and [Hiun-Suk Chae](#) (Korea)
- PUG-49 Gastrointestinal Stromal Tumor Presenting As Gastroduodenal Intussusception: A Case Report
[Vanessa Co](#), [Eric Yasay](#) and [Janus Ong](#) (Philippines)



POSTER PRESENTATION


- PUG-50 A Case of Acute Gastric Injury-caused by Undissolved Sodium Picosulfate/Magnesium Citrate Powder
[Bo Min Kim](#) and [Jeong Wook Kim](#) (Korea)
- PUG-51 ERCP Related Duodenal Perforation Repaired Withdouble Endoscopic Band Ligation and Hemoclipping: A Case Report
[Keunmo Kim](#), [Joung-Ho Han](#) [Seonmee Park](#) (Korea)
- PUG-52 Portal Hypertensive Bile Reflux Gastroesophagopathy in Children with Portal Cavernoma
[Makhmud Aliev](#), [Rustam Yuldashev](#), [Gulnora Adilova](#), [Shoilkhom Shakhaydarov](#), [Avazjon Dekhqonboev](#) and [Rustam Uzbekov](#) (Uzbekistan)

Lower GI

- PLG-01 A Study on Bowel Preparation Quality in Patients with a History of Colorectal Resection
[In Kyung Yoo](#), [Yoon Tae Jeon](#), [Jung Min Lee](#), [Byeong Kwang Choi](#), [Sang Yup Lee](#), [Seung Han Kim](#), [Jae Min Lee](#), [Hyuk Soon Choi](#), [Eun Sun Kim](#), [Bora Keum](#), [Hoon Jai Chun](#), [Hong Sik Lee](#) and [Chang Duck Kim](#) (Korea)
- PLG-02 The Effect of 1L Polyethylene Glycol Plus Ascorbic Acid with Prepackaged Low-residue Diet for Bowel Preparation
[Jung Won Lee](#), [Joon Young Choi](#), [Hyuk Yoon](#), [Gyeongjae Na](#), [Cheol Min Shin](#), [Young Soo Park](#), [Nayoung Kim](#) and [Dong Ho Lee](#) (Korea)
- PLG-03 A Comparison of Bowel Preparation between 3L Ascorbic Acid Mixed PEG and 2L Ascorbic Acid Mixed PEG with Bisacodyl
[Byeong Kwang Choi](#), [Yoon Tae Jeon](#), [Sang Yup Lee](#), [Jung Min Lee](#), [In Kyung Yoo](#), [Jae Min Lee](#), [Seung Han Kim](#), [Hyuk Soon Choi](#), [Eun Sun Kim](#), [Bora Keum](#), [Hong Sik Lee](#), [Hoon Jai Chun](#) and [Chang Duck Kim](#) (Korea)
- PLG-04 The Efficacy of Carbon Dioxide Insufflation during Consecutive Upper and Lower Gastrointestinal Endoscopy
[Su Young Kim](#), [Jun-Won Chung](#), [Dong Kyun Park](#), [Kwang an Kwon](#), [Kyoung Oh Kim](#) and [Yoon Jae Kim](#) (Korea)
- PLG-05 Risk of Post-Polypectomy Bleeding in Early Liver Cirrhosis
[Youn Ju Jeon](#), [Kyung Hoon Lee](#), [Hyuk Soo Choi](#), [Jung Hee Kwon](#) and [Kyoung Min Sohn](#) (Korea)
- PLG-06 Correlation between the Nature of Postpolypectomy Bloody Stool and the Risk of Postpolypectomy Bleeding
[Eun Mi Song](#), [Dong-Hoon Yang](#), [Myeong Sook Seo](#), [Gwang Un Kim](#), [Sung Wook Hwang](#), [Sang Hyoung Park](#), [Kyung-Jo Kim](#), [Byoung Duk Ye](#), [Jeong-Sik Byeon](#), [Seung-Jae Myung](#) and [Suk-Kyun Yang](#) (Korea)
- PLG-07 Narrow-band Imaging with Near-focus Magnification in Differentiating Small Colorectal Polyps
[Hyeonjeong Goong](#), [Bong Min Ko](#), [Seong Ran Jeon](#), [Hyun Gun Kim](#), [Su Jin Hong](#), [Jin Oh Kim](#) and [Moon Sung Lee](#) (Korea)
- PLG-08 The Effect of Adjunctive Metoclopramide for Colonoscopy Bowel Preparation Using Polyethylene Glycol and Ascorbic Acid
[Jae Min Lee](#), [Yoon Tae Jeon](#), [Jung Min Lee](#), [Sang Yup Lee](#), [Byeong Kwang Choi](#), [In Kyung Yoo](#), [Seung Han Kim](#), [Hyuk Soon Choi](#), [Eun Sun Kim](#), [Bora Keum](#), [Hong Sik Lee](#), [Hoon Jai Chun](#) and [Chang Duck Kim](#) (Korea)
- PLG-09 Effect of Total Body Water after Colonoscopy
[Ilguen Park](#), [Ji Won Kim](#), [Seong-Joon Koh](#), [Byeong Gwan Kim](#) and [Kook Lae Lee](#) (Korea)
- PLG-10 Analysis of Performance Screening for Colorectal Cancer in Certain Regions of Kazakhstan and in the Russia
[Kanat Batyrbekov](#) (Kazakhstan), [Andrew Mashkin](#) (Russian Federation) and [Nasrulla Shanazarov](#) (Kazakhstan)
- PLG-11 A Study for Recommendation of Screening Colonoscopy Interval; How often Do the Patient Repeat Screening Colonoscopy?
[Jung Min Lee](#), [Eun Sun Kim](#), [Hoon Jai Chun](#), [In Kyung Yoo](#), [Seung Han Kim](#), [Jae Min Lee](#), [Hyuk Soon Choi](#), [Bora Keum](#), [Yoon Tae Jeon](#), [Hong Sik Lee](#), [Chang Duck Kim](#), [Sang Yup Lee](#) and [Byung Kwang Choi](#) (Korea)
- PLG-12 A Risk of Interval Cancer Is Accentuated by Seasonal Variation in Screening Fecal Immunochemical Test
[Min Seob Kwak](#), [Jae Myung Cha](#), [Mina Suh](#), [Na Young Sung](#), [Kui Son Choi](#), [Boyoung Park](#), [Jae Kwan Jun](#), [Sang-Hyun Hwang](#), [Do-Hoon Lee](#), [Byung Chang Kim](#), [You Kyoung Lee](#) and [Dong Soo Han](#) (Korea)

POSTER PRESENTATION

- PLG-13 Fecal Immunochemical Test Detects Sessile Serrated Adenoma/Polyp with Low Level of Sensitivity in a Screening Population
[Li-Chun Chang](#) and [Han-Mo Chiu](#) (Taiwan)
- PLG-14 EUS for Prediction of Invasion Depth in Large Polypoid Type of Colorectal Tumors
[Hae Won Kim](#), [Bong Min Ko](#), [Seong Ran Jeon](#), [Hyun Gun Kim](#), [Su Jin Hong](#), [Jin Oh Kim](#) and [Moon Sung Lee](#) (Korea)
- PLG-15 Local Recurrence and Subsequent Endoscopic Treatment after Endoscopic Piecemeal Mucosal Resection for Colonic Neoplasms
[Myeongsook Seo](#), [Jeong-Sik Byeon](#), [Eun Mi Song](#), [Gwang Un Kim](#), [Sung Wook Hwang](#), [Sang Hyoung Park](#), [Dong-Hoon Yang](#), [Kyung-Jo Kim](#), [Byong Duk Ye](#), [Seung-Jae Myung](#) and [Suk-Kyun Yang](#) (Korea)
- PLG-16 Risk Factors for Delayed Bleeding after Endoscopic Mucosal Resection for Colon Polyp: Relevant to Post EMR Ulcer Status
[Gwang-Un Kim](#), [Jeong-Sik Byeon](#), [Eun Mi Song](#), [Myeong Sook Seo](#), [Dong-Hoon Yang](#), [Sung Wook Hwang](#), [Sang Hyoung Park](#), [Kyung-Jo Kim](#), [Byong Duk Ye](#), [Seung-Jae Myung](#) and [Suk-Kyun Yang](#) (Korea)
- PLG-17 Subepithelial Lesions of the Colon: Clinical Data and Result of Treatment in Single Center
[Insub Han](#), [Donghoon Baek](#), [Okgeun Kim](#), [Jungbin Yoon](#), [Sungil Pyeon](#), [Seonjun Lee](#) and [Geunam Song](#) (Korea)
- PLG-18 Endoscopic Treatment in Rectal Neuroendocrine Tumor- Net Registry Multicenter Study
[Yoon Suk Park](#), [Seong Hwan Kim](#), [Young Kwan Cho](#), [Seun Ja Park](#), [Bora Keum](#), [Jie-Hyun Kim](#), [Sang Kil Lee](#), [Byung Kyu Park](#), [Jong Ha Park](#), [Hyun Jim Kim](#), [Jae Hee Cho](#), [Ho Soon Choi](#), [Young Eun Joo](#), [Jin Tae Jung](#), [Yoon Jeong Lim](#), [Jong Hoon Lee](#), [Byung Ik Jang](#) and [Young Ko](#) (Korea)
- PLG-19 Endoscopic Submucosal Dissection for Colorectal Tumors: Long-term Outcomes
[Eun-Jung Lee](#), [Jae Bum Lee](#), [Mi-Jung Kim](#), [Do Sun Kim](#), [Doo Han Lee](#), [Sung Dae Lee](#), [Doo Seok Lee](#) and [Eui Gon Youk](#) (Korea)
- PLG-20 The Risk of Colorectal Neoplasia According to the Presence and Severity of Non-alcoholic Fatty Liver Disease
[Dong Hyun Sinn](#), [Joon Seong Ahn](#), [Yang Won Min](#), [Sung Noh Hong](#), [Sin-Ho Jung](#), [Seonhye Gu](#), [Poong-Lyul Lee](#), [Seung Woon Paik](#), [Hee Jung Son](#) and [Geum-Youn Gwak](#) (Korea)
- PLG-21 Incidence of Inflammatory Bowel Diseases in Metropolitan Medical Center: A Nine-year Retrospective Study
[Ernil Magsino](#) and [Arlinkng Ong-Go](#) (Philippines)
- PLG-22 Fecal Calprotectin Level Shows Well Correlation with Endoscopic Disease Activity of UC Patients:comparing MES Vs UCEIS
[Hee Yun Ryu](#), [Young Sook Park](#), [Seong Hwan Kim](#), [Byung Kwan Son](#), [Young Kwan Cho](#), [Sang Bong Ahn](#), [Yoon Suk Park](#), [Dong Shin Kim](#) and [Jong Don Chae](#) (Korea)
- PLG-23 A Mayo Endoscopic Subscore of 0 Predicts Long-term Remission in Patients with Ulcerative Colitis Treated with Mesalazine
[Hiroki Tanaka](#), [Masanao Nasuno](#), [Maki Miyakawa](#) and [Satoshi Motoya](#) (Japan)
- PLG-24 Prevalence, Clinical Manifestation and Risk Factors of Ulcerative Colitis in Malang from 2010-2014
[Syifa Mustika](#), [Supriono](#) and [Bogi Pratomo Wibowo](#) (Indonesia)
- PLG-25 Clinical Usefulness of Bowel Ultrasonography for Patients with Ulcerative Colitis
[Masanao Nasuno](#), [Maki Miyakawa](#), [Hiroki Tanaka](#) and [Satoshi Motoya](#) (Japan)
- PLG-26 Fecal Calprotectin Predicts the Relapse in UC Patients with Endoscopic Remission
[Dae Bum Kim](#), [Kang-Moon Lee](#), [Ji Min Lee](#), [Yeon Ji Kim](#), [Gun Jung Youn](#), [Yun Duk Jung](#), [Sooa Choi](#), [Chang-Nyol Paik](#) and [Woo Chul Chung](#) (Korea)
- PLG-27 Abscess in Patient with Crohn's Disease: Clinical Data and Treatment Result in Single Center
[Sung Yong Han](#), [Dong Hoon Baek](#), [In Sub Han](#), [Ok Geun Kim](#), [Jung Bin Yoon](#), [Sung Ik Pyeon](#), [Gwang Ha Kim](#) and [Geun Am Song](#) (Korea)




POSTER PRESENTATION

- PLG-28 Procalcitonin Levels Can Be Used to Discriminate between Inflammatory and Non-inflammatory Diarrhea
[Tae Kyun Kim](#), Hee Seok Moon, Sun Hyung Kang, Jae Kyu Sung and Hyun Yong Jeong (Korea)
- PLG-29 The Usefulness of Stool Hemoglobin and Fecal Calprotectin for Detecting Moderate to Severe Ulcerative Colitis
[Dong Ju Kim](#), Ja Seol Koo, Dong-Won Lee, Seung Young Kim, Sung Woo Jung, Jung Wan Choe, Ji Hye Seo, Ju Sung Sim, Ye Jin Lee and Sang Woo Lee (Korea)
- PLG-30 Risk Factors for CMV Infection in Hospitalized Patients with Ulcerative Colitis
[Changjoon Park](#), Sungik Pyeon, Jungbin Yoon, Donghun Back, Seongjun Lee, Okgeun Kim and Geunam Song (Korea)
- PLG-31 *In Vivo* Effects of S-pantoprazole, Polaprenzinc and Probiotics on Chronic Small Bowel Injury Induced by Indomethacin
[Ji-Yoon Kim](#), Yun Jeong Lim, Seung Joo Byun, Eirie Cho, Kihwan Kwon, Dong Kee Jang, Jae Hak Kim, Moon-Soo Koh and Jin Ho Lee (Korea)
- PLG-32 What Is Optimal Time Interval for Small Bowel Preparation before Video Capsule Endoscopy?
[Byeong Kwang Choi](#), Bora Keum, Sang Yup Lee, Jung Min Lee, In Kyung Yoo, Seung Han Kim, Jae Min Lee, Eun Sun Kim, Hyuk Soon Choi, Hoon Jai Chun, Yoon Tae Jeon, Hong Sik Lee and Chang Duck Kim (Korea)
- PLG-33 Clinical Relevance of Stool Multiplex Bacterial PCR in Patients with Acute Diarrhea: Single Center Appearance
[Eirie Cho](#), Yun Jeong Lim, Won Gun Kwack, Kihwan Kwon, Ji-Yoon Kim, Dong Kee Jang, Jae Hak Kim, Moon-Soo Koh and Jin Ho Lee (Korea)
- PLG-34 Fecal Calprotectin Levels in Patients with Chronic Diarrhea
Imelda Rey (Indonesia)
- PLG-35 Comparison of CT, Sigmoidoscopy, Colonoscopy As Initial Methods of Examination for Presence of Hematochezia
[Sun Hyung Kang](#), [Gi Dae Kim](#), Jae Kyu Sung, Hyun Young Jeong and Hee Seok Moon (Korea)
- PLG-36 Prospective Analysis of Impact of Abdominal Ultrasound on Treatment Strategy in Necrotizing Enterocolitis
[Avazjon Dekhqonboev](#), [Makhmud Aliev](#), [Rustam Yuldashev](#) and [Shoilkhom Shakhaydarov](#) (Uzbekistan)
- PLG-37 Ileal Submucosal Angiolipoma: A Case Report and Literature Review
[Gian Carlo A. Carpio](#), [Guinevere T. Ang](#) and [Albert E. Ismael](#) (Philippines)
- PLG-38 Colonoscopic Cyanoacrylate Injection of Bleeding Ileal Varices in a Patient with Hepatocellular Carcinoma
[Aeden Bernice Timbol](#), [Eric Yasay](#) and [Mark Anthony De Lusong](#) (Philippines)
- PLG-39 Endoscopic Closure of Colonic Free Perforation during Diagnostic Colonoscopy Using Over-the-scope Clip: A Case Series
[Suk Pyo Shin](#), [Weon-Jin Ko](#), [Won Hee Kim](#), [Chang Il Kwon](#), [Kwang Hyun Ko](#), [Joo Young Cho](#), [Sung-Pyo Hong](#) and [Duk Hwan Kim](#) (Korea)
- PLG-40 Endoscopic Submucosal Dissection of Symptomatic Angiolipoma of the Colon: A Case Report
[Seung Woo Yi](#), [Byung Soo Moon](#), [Hyun Chul Lim](#) and [Tae Ryong Chung](#)
- PLG-41 A Case of Celiac Disease Mimicking Amyotrophic Lateral Sclerosis
[Hongsoon Jung](#), [Bo-In Lee](#), [Jin Su Kim](#), [In Seok Lee](#), [Chul-Hyun Lim](#), [Yu Kyong Cho](#), [Jae Myung Park](#), [Young-Seok Cho](#) and [Myung-Gyu Choi](#) (Korea)
- PLG-42 A Case of Lower Gi Bleeding Caused by Localized Amyloid Light-chain Amyloidosis in the Small Intestine
[Gyo Hui Kim](#) and [Jin Su Kim](#) (Korea)
- PLG-43 Fistula between Appendicitis Induced Perirectal Abscess and Sigmoid Colon Detected with Endoscopy: A Case Report
[Young Jae Kim](#), [Chang Hwan Choi](#), [Yong Gum Park](#) and [Jeong Wook Kim](#) (Korea)
- PLG-44 Acute Cytomegalovirus Enteritis in Young Adult Patient with Underlying Acquired Immunodeficiency
[Kyung Jin Lee](#), [You Sun Kim](#), [Won Eui Yoon](#), [Jeong Seop Moon](#), [Soo Hyung Ryu](#) and [Won Jae Yoon](#) (Korea)

Pancreatobiliary

- PPB-01 A Single Centre Audit of Sphincter of Oddi Dysfunction Managed by ERCP under Propofol Deep Sedation
[Shwan Karim](#), Gary Lim and Steven Ding (New Zealand)
- PPB-02 The Efficacy and Safety of Left Lateral Position for Endoscopic Retrograde Cholangiopancreatography: A Pilot Study
[Tae Young Park](#), Jai Hoon Yoon, Young Joo Yang, Suk Pyo Shin, Chang Seok Bang, Ki Tae Suk, Gwang Ho Baik and Dong Joon Kim (Korea)
- PPB-03 Usefulness of Direct Peroral Cholangioscopy with Intraductal Ultrasonography for Indeterminate Bile Duct Lesion
[Hyun Jong Choi](#), Jong Ho Moon, Yun Nah Lee, Hee Kyung Kim, Moon Han Choi, Tae Hoon Lee, Sang-Woo Cha, Young Deok Cho, Sang-Heum Park and Sun-Joo Kim (Korea)
- PPB-04 Direct Peroral Cholangioscopic Evaluation with Narrow-band Imaging for Bile Duct Lesions
[Hyun Jong Choi](#), Jong Ho Moon, Hee Kyung Kim, Yun Nah Lee, Moon Han Choi, Tae Hoon Lee, Sang-Woo Cha, Young Deok Cho, Sang-Heum Park and Sun-Joo Kim (Korea)
- PPB-05 Peroral Cholangioscopy-Guided Biopsy or EUS-FNAB According to the Location of Suspected Malignant Biliary Stricture
[Yun Nah Lee](#), Jong Ho Moon, Hyun Jong Choi, Hee Kyung Kim, Moon Han Choi, Tae Hee Lee, Tae Hoon Lee, Sang-Woo Cha, Young Deok Cho, Sang-Heum Park and Sun-Joo Kim (Korea)
- PPB-06 Treatment of Malignant Biliary Obstruction Using Newly Developed Niti-S 14; Non-covered and 14mm Diameter Metal Stent
[Naofumi Shirane](#), Masataka Kikuyama, Shinnya Kawaguchi, Tsuyosi Mukai, Sinpei Doi, Hiroyuki Inoue and Ken Sugimoto (Japan)
- PPB-07 Risk Factors of Acute Suppurative Cholangitis in Patients with Acute Cholangitis Associated with Common Bile Duct Stones
[Da Eun Jeong](#), Kook Hyun Kim, Kyeong Ok Kim, Si Hyung Lee, Byung Ik Jang and Tae Nyeun Kim (Korea)
- PPB-08 The ERCP Outcome and Clinical Significance in Young Patients 30 Years of Age or Less
[Ho Jin Jung](#), Hyunsoo Kim, Bo Yean Kim, Jae Kwang Lee, Dae Jin Kim, Jae Kwon Jung, Chang Keun Park, Yun Jin Chung and In Yub Baek (Korea)
- PPB-09 Comparison of ERCP Success Rate in EST-Naïve Patients with Advanced and Non-advanced Liver Cirrhosis
[Jong-Chan Lee](#), Hyoung Woo Kim, Jongchan Lee, Jin-Hyeok Hwang and Jaihan Kim (Korea)
- PPB-10 Is Prophylactic Nafamostat Mesylate (FUT-175, Futhan[®]) Effective to Prevent Post-ERCP Pancreatitis or Hyperamylasemia
[Eun Taek Park](#), Byung Cheol Yun, Sang Uk Lee and Byung Hoon Han (Korea)
- PPB-11 Comparison Outcomes for Unresectable Hilar Cholangiocarcinoma Treated Photodynamic Therapy(PDT) Combined Gemcitabine-based Chemotherapy with Only Drainage Procedure
[Eun Taek Park](#), Byung Cheol Yun, Sang Uk Lee and Byung Hoon Han
- PPB-12 Efficacy, Safety, and Removability of Fully Covered Multi-Hole Metal Stent in Hilar Biliary Stricture of Swine Model
[Sung-Wook Park](#), Jin-Seok Park, Don-Haeng Lee and Seok Jeong (Korea)
- PPB-13 The Diagnostic Yield of EUS-FNA of Pancreatic Cancer in the Presence or the Absence of Chronic Pancreatitis
[Eun Jeong Kim](#), Dong Wook Lee, Eun Young Kim and Ho Gak Kim (Korea)
- PPB-14 A Prognostic Model Adopting New Criteria of Invasion Depth in Distal Bile Duct Cancer: A Better Predictor of Survival Than Previous Methods
[Byoung Kwan Son](#), Kyueng-Wihan Min, Dong-Hoon Kim and Eun Kyung Kim (Korea)
- PPB-15 Pyloric Gland Adenoma of the Common Bile Duct: A Case Report and Review of Literature
[Gian Carlo A. Carpio](#), Guinevere T. Ang and Albert E. Ismael



POSTER PRESENTATION


- PPB-16 Primary Hepatic Neuroendocrine Carcinoma with Multiple Liver Metastases Presenting As Jaundice Due to CBD Obstruction
[Keungmo Yang](#), Hyung-Keun Kim, Bu-Seok Jeon, Yong-Won Park, Ji-Han Yu, Hiun-Ho Choi, Sang-Woo Kim, Sung-Soo Kim and Hiun-Suk Chae (Korea)
- PPB-17 Duodenal Loop Obstruction As an Unusual Cause of Acute Pancreatitis; A Case Series
[Yonghyeok Choi](#), Hyewon Jeong, Jae Kyu Lim, Taeyoung Jung, Ki Bae Kim, Joung-Ho Han, Hyeonmin Lee and Seon Mee Park (Korea)
- PPB-18 A Case of Relapsed IgG4-related Sclerosing Mesenteritis after Discontinuation of Steroid in Autoimmune Pancreatitis
[Hong Shik Shin](#), Ji Woong Kim, Jin Woong Cho, Yong Keun Cho, Gum Mo Jung, Young Jae Lee, So Hee Yun, Min A Yang, Woong Ki Lee, Byung Sun Kim and Sung Hyun Park (Korea)
- PPB-19 Cholangiocarcinoma Misconstrued As Sclerosing Cholangitis: Report of a Case
[Hye Sun Lee](#), Dong Wook Lee, Ho Gak Kim and Jae Young Oh (Korea)
- PPB-20 Undifferentiated Carcinoma with Osteoclast-Like Giant Cells of the Pancreas Confusable with Solid Pseudopapillary Tumor
[Hyoju Ham](#), In Seok Lee, Han Hee Lee, Seung Bae Yoon, Jin Su Kim, Chul-Hyun Lim, Yu Kyong Cho, Jae Myung Park, Bo-In Lee, Young Seok Cho and Myung-Gyu Choi (Korea)
- PPB-21 Lymphoepithelial Cyst of the Pancreas Confirmed by Endoscopic Ultrasound-Fine Needle Aspiration: A Case Report
[Youngmin Oh](#) and Seon Mee Park
- PPB-22 A Case of Gastric Heterotopic Pancreatitis Clinically Diagnosed without Surgical Resection
[Kyungjin Lee](#) and Jae Myung Park
- PPB-23 Complications in Remnant Intrapancreatic Choledochal Cysts Presented with Pancreatitis and Choledocholithiasis
[Eun Bee Kim](#) and Seon Mee Park
- PPB-24 A Case of Rendezvous Technique for Intrahepatic Biloma after Living-Donor Liver Transplantation
[Solmi Huo](#) and Eunyong Kim
- PPB-25 Acute Cholangitis As the Presenting Manifestation of Hepatocellular Carcinoma in a 75-year-old Man
[Jung-Chun Lin](#), Chong-Liang Jiang, Yi-Shu Liao, Yu-Lueng Shih, Peng-Jen Chen and Wei-Kuo Chang (Taiwan)
- PPB-26 Lung Cancer Recurrence with Solitary Pancreatic Metastasis Mimicking Primary Pancreatic Cancer: Report of As Case
[Sang Soo Bae](#), Dong Wook Lee, Ho Gak Kim, Kyung Chan Kim and Hyeon Chul Lee (Korea)

Others

- POT-01 The Role of Endoscopic Ultrasound in a Tertiary Hospital: Past and Present
[Gian Carlo Carpio](#), Ramon E. Carpio and Frederick T. Dy (Philippines)
- POT-02 The Efficacy of Differential Diagnosis between Neoplastic and Non-neoplastic Gallbladder Polyp on Color-flow Doppler EUS
[Su Young Kim](#), Jae Hee Cho, Eui Joo Kim and Yeon Suk Kim (Korea)
- POT-03 Comparison of Diagnostic Accuracy between Base and Cover Slide of EUS-FNA Cytology for Pancreatic Cancer: Final Analysis
[Jong-Chan Lee](#), Haeryoung Kim, Hyoung Woo Kim, Jongchan Lee, Jin-Hyeok Hwang and Jaihan Kim (Korea)
- POT-04 Is Procore Needle Superior to Standard Needle in Diagnosing Pancreatic Cancer via EUS-guided Fine Needle Aspiration
[Jae Woo Lee](#), Ji Kon Ryu, Jun Hyuk Son, Jinwoo Kang, Sang Hyub Lee and Yong-Tae Kim (Korea)

POSTER PRESENTATION

- POT-05 Condom Method Endoscopic Ultrasonography Is Effective and Safe to Evaluate Esophageal Mass Lesions
[Soo Yeon Jo](#), [Jung Hwa Min](#), [Jeong Seop Moon](#), [You Sun Kim](#), [Soo Hyung Ryu](#) and [Won Jae Yoon](#) (Korea)
- POT-06 Accuracy of Endoscopic Ultrasonography for Ulcerative Early Gastric Cancers
[Ji Taek Hong](#), [Jin-Seok Park](#), [Hyungkil Kim](#), [Byoungwook Bang](#), [Kyesook Kwon](#) and [Youngwon Shin](#) (Korea)
- POT-07 Associated Factors of Accuracy of EUS in EGC Difficult to Determination of Depth of Invasion by Conventional Endoscopy
[Soon Young Kim](#), [Yang Won Min](#), [Hyuk Lee](#), [Byung-Hoon Min](#), [Jun Haeng Lee](#), [Poong-Lyul Rhee](#) and [Jae J. Kim](#) (Korea)
- POT-08 EUS-CPN for Pancreatic Cancer: A Clinical Survey in a Multiracial Asian Population in Malaysia
[Suresh Sithambaram](#) (Malaysia)
- POT-09 EUS-guided Choledochoduodenostomy Versus Rendezvous Technique for Inoperable Malignant Distal Biliary Obstruction
[Wiriyaporn Ridditid](#), [Pradermchai Kongkam](#), [Phonthep Angsuwatcharakon](#) and [Rungsun Rerknimitr](#) (Thailand)
- POT-10 Mild Acute Pancreatitis As the Presenting Manifestation of an Ampullary Neoplasm in a 76-year-old Patient
[Jung-Chun Lin](#), [Mei-Ju Lai](#), [De-Chuan Chan](#), [Peng-Jen Chen](#), [Wei-Kuo Chang](#) and [Tsai-Yuan Hsieh](#) (Taiwan)
- POT-11 EUS-guided Transjejunal Method for Structured Pancreatojejunostomy and Choledochojejunostomy after Pancreatoduodenectomy
[Shinya Kawaguchi](#), [Masataka Kikuyama](#), [Naofumi Shirane](#) and [Kohei Enokida](#) (Japan)
- POT-12 Simple and Safe Forcep Strip Technique for Gastric Submucosal Tumors Originating from Muscularis Propria Layer
[In Kyung Yoo](#), [Hoon Jai Chun](#), [Jung Min Lee](#), [Byeong Kwang Choi](#), [Sang Yup Lee](#), [Seung Han Kim](#), [Jae Min Lee](#), [Hyuk Soon Choi](#), [Eun Sun Kim](#), [Bora Keum](#), [Yoon Tae Jeon](#), [Hong Sik Lee](#) and [Chang Duck Kim](#) (Korea)
- POT-13 Single Balloon Endoscopy for the Diagnosis of Small Intestinal Diseases: Preliminary Results
[Ky Thai Doan](#), [Tung Nguyen Lam](#), [Binh Nguyen Canh](#), [Hung Trinh Xuan](#) and [Thinh Nguyen Tien](#) (Vietnam)
- POT-14 Standard Endoscopy Vs Magnifying Narrow-band Imaging Endoscopy for Prediction of *Helicobacter Pylori*-infected Stomach
[Min Young Baek](#) and [Jun-Hyung Cho](#)
- POT-15 3-Dimensional Stomach Volume Estimation with CT Gastrography for Endoscopic Bariatric Treatment
[Seung Han Kim](#), [Bora Keum](#), [In Kyung Yoo](#), [Jae Min Lee](#), [Hyuk Soon Choi](#), [Eun Sun Kim](#), [Yoon Tae Jeon](#), [Hong Sik Lee](#), [Hoon Jai Chun](#) and [Chang Duck Kim](#) (Korea)
- POT-16 The Development of Novel Endoscopic Device Using Curved Needle for Full Thickness Suture: *Ex Vivo* Animal Study
[Sang Yup Lee](#), [Hyuk Soon Choi](#), [Hoon Jai Chun](#), [In Kyung Yoo](#), [Jae Min Lee](#), [Seung Han Kim](#), [Eun Sun Kim](#), [Bora Keum](#), [Yoon Tae Jeon](#), [Hong Sik Lee](#), [Chang Duck Kim](#), [Byeong Kwang Choi](#), [Jung Min Lee](#), [Seihoon Park](#), [Byunggon Kim](#), [Yoonjin Kim](#), [Youngnam Song](#) and [Daehie Hon](#) (Korea)
- POT-17 The Development of New Endoscopic Gastrointestinal Bypass Device for Weight Loss: What Is the Optimal Material?
[Jae Min Lee](#), [Hong Sik Lee](#), [Jung Min Lee](#), [Sang Yup Lee](#), [Byeong Kwang Choi](#), [In Kyung Yoo](#), [Seung Han Kim](#), [Hyuk Soon Choi](#), [Eun Sun Kim](#), [Bora Keum](#), [Yoon Tae Jeon](#), [Hoon Jai Chun](#) and [Chang Duck Kim](#) (Korea)
- POT-18 The Physical Properties of Newly Developed Intra-gastric Balloon for Obesity Treatment: *In Vitro* Study
[Seung Han Kim](#), [Chang Duck Kim](#), [In Kyung Yoo](#), [Jae Min Lee](#), [Hyuk Soon Choi](#), [Eun Sun Kim](#), [Bora Keum](#), [Yoon Tae Jeon](#), [Hong Sik Lee](#) and [Hoon Jai Chun](#) (Korea)
- POT-19 A Novel Endoscopic Subserosal Dissection Technique of a Gastric Subepithelial Tumor Showing Exophytic Growth
[Woong Ki Lee](#), [Jin Woong Cho](#), [Yong Keun Cho](#), [Ji Woong Kim](#), [Gum Mo Jung](#), [Young Jae Lee](#), [So Hee Yun](#), [Min A Yang](#), [Byung Sun Kim](#), [Hong Shik Shin](#) and [Sung Hyun Park](#) (Korea)



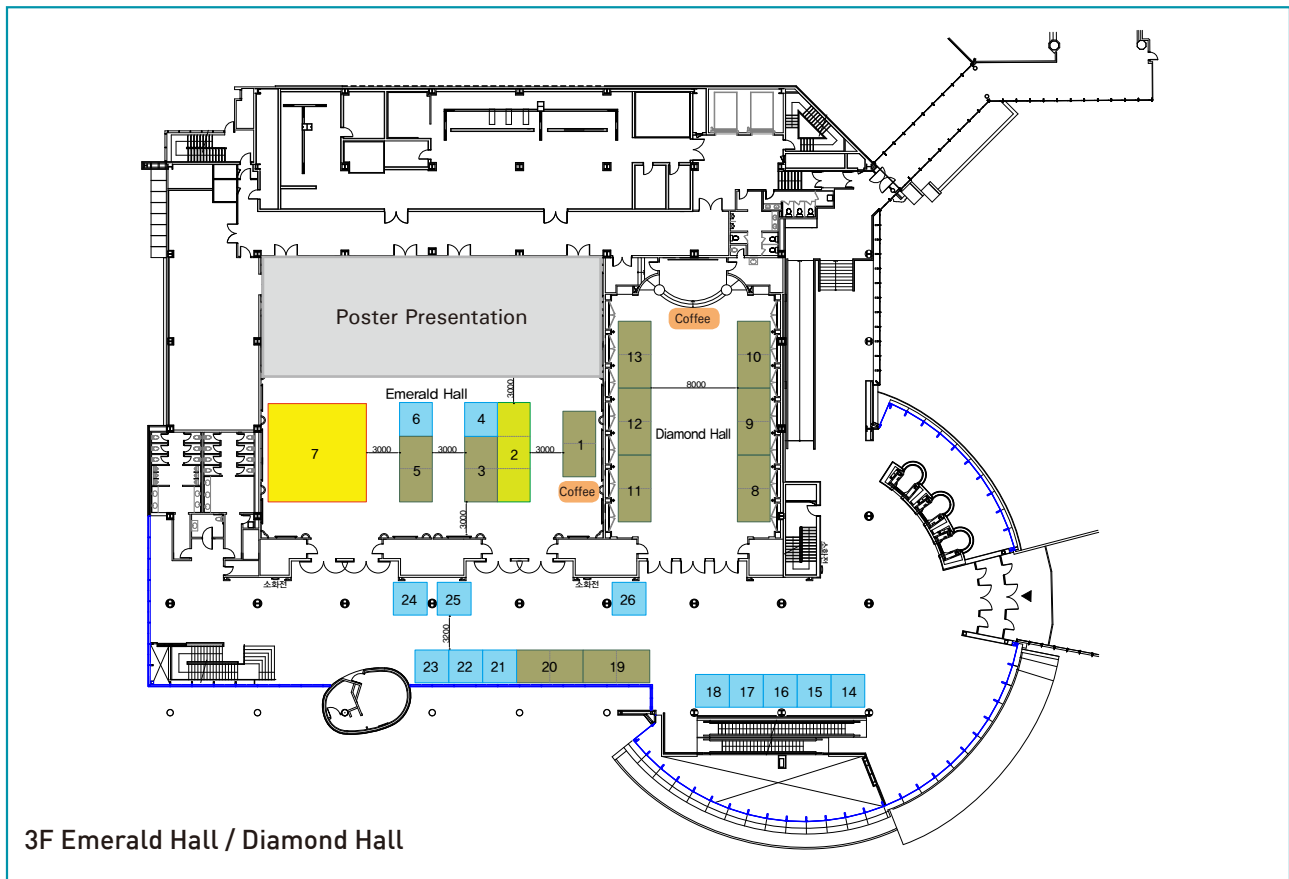
POSTER PRESENTATION

- POT-20 Adverse Events and Long-term Outcomes of Endoscopic Sphincterotomy in a Pediatric Population; A Single Center Experience
[Jin Min Cho](#), [In Sook Jeong](#), [Seak Hee Oh](#) and [Kyung Mo Kim](#) (Korea)
- POT-21 The Clinical Significance of Histologic Determination of Proteins Bcl-2 and the P-53 in Children with Celiac Disease
[Altinoy Kamilova](#), [Nigora Alieva](#) and [Shokhaydarov Shoilkhom](#) (Uzbekistan)
- POT-22 Accidental Enema of 35% Hydrogen Peroxide in a 2-year-old Female: A Case Report
[Joon Sang Lee](#), [Jung Kyung Yoo](#), [Hye Sun Lee](#), [In Sil Lee](#) and [Hui Dai Park](#) (Korea)
- POT-23 Thirty-day Mortality after Percutaneous Gastrostomy by Endoscopic Versus Radiologic Placement: A Meta-analysis
[Joo Hyun Lim](#), [Seung Ho Choi](#), [Changhyun Lee](#), [Ji Yeon Seo](#), [Hae Yeon Kang](#), [Jong in Yang](#), [Su Jin Chung](#) and [Joo Sung Kim](#) (Korea)
- POT-24 Learning Outcome after Applying Esophagogastroduodenoscopy Application into Upper Gastrointestinal Tract Anatomy for 2nd Year Medical Student Teaching at Suranaree University of Technology
[Watanyu Daengsuwan](#) and [Taweesak Tongtawee](#) (Thailand)
- POT-25 Learning Outcome from Using Colonoscopy Application to Learn Lower Gastrointestinal Tract Anatomy during 2nd Year Medical Student at Suranaree University of Technology
[Pakorn Tangjanyatham](#) and [Taweesak Tongtawee](#) (Thailand)
- POT-26 Is There Role for Pre-Reader in the Interpretation of Video Capsule Endoscopy?
[Eun Sun Kim](#), [Sang Yup Lee](#), [Hoon Jai Chun](#), [In Kyung Yoo](#), [Jae Min Lee](#), [Seung Han Kim](#), [Hyuk Soon Choi](#), [Bora Keum](#), [Yoon Tae Jeon](#), [Hong Sik Lee](#), [Chang Duck Kim](#), [Byeong Kwang Choi](#) and [Jung Min Lee](#) (Korea)
- POT-27 Simvastatin Induces Heme Oxygenase-1 Via Nrf2 Activation through Erk and Pi3k/akt Pathway in Colon Cancer Cells
[Mikang Kim](#), [Hyunjoo Jang](#), [Jae Hyun Kim](#), [Eun Mi Hong](#), [Se Woo Park](#), [Hyun Woo Byun](#), [Dong Hee Koh](#), [Min Hoo Choi](#), [Sea Hyub Kae](#) and [Jin Lee](#) (Korea)
- POT-28 Characteristics and Long Term Outcome of Overt Obscure Gastrointestinal Bleeding
[Dongwon Lee](#), [Ja Seol Koo](#), [Jung Wan Choe](#), [Seung Young Kim](#), [Jong Jin Hyun](#), [Sung Woo Jung](#) and [Sang Woo Lee](#) (Korea)
- POT-29 Clinical, Pathologic, Endoscopic Characteristics and Treatment Outcomes of Primary Gastrointestinal Lymphoma: A Single Center Retrospective Study in the Philippines
[Maria Fleurdeliz Goco](#) and [Melchor Chan](#) (Philippines)
- POT-30 Fatal Adult-Onset Henoch-schonlein Purpura with Massive Gastrointestinal Hemorrhage: A Case Report with Autopsy
[Melissa Llanto](#) and [Gizelle Mica Silla](#) (Philippines)
- POT-31 Polyethylene Glycols (PEGs)-Induced Anaphylactic Shock during Bowel Preparation
[Yun Duk Jung](#), [Kang-Moon Lee](#), [Dae Bum Kim](#), [Ji Min Lee](#), [Yeon Ji Kim](#), [Gun Jung Youn](#) and [Sooa Choi](#) (Korea)
- POT-32 Double Primary Aortoenteric Fistula with Hematemesis
[Sung Hyun Park](#), [Hong Shik Shin](#), [Byung Sun Kim](#), [Woong Ki Lee](#), [Min A Yang](#), [So Hee Yun](#), [Young Jae Lee](#), [Ji Woong Kim](#), [Yong Keun Cho](#), [Jin Woong Cho](#) and [Gum Mo Jung](#) (Korea)

INDUSTRIAL EXHIBITION

All participants will have opportunity throughout the congress to visit the industrial exhibition. The exhibition will be located at the Emerald Hall and Diamond Hall.

Exhibition Date & Time	June 25	09:00-17:00
	June 26	09:00-16:00



1	Pharmbio Korea Co., Ltd.	10	Myungmoon Pharm. Co., Ltd.	19	Boston Scientific Korea Co., Ltd.
2	DAEWOONG PHARMACEUTICAL CO., LTD.	11	SK chemicals	20	Standard Sci-Tech Inc.
3	Dong-A ST	12	Cook Medical Korea Ltd.	21	JW Pharmaceutical
4	M.I.TECH CO., LTD	13	Jeil Pharmaceutical Co., Ltd.	22	JW Medical Co., LTD.
5	Taewoong Medical Co., Ltd.	14	Alvogen Korea Co., Ltd.	23	AhnGook Pharm.
6	Chong Kun Dang Pharm.	15	ENDO Medics.	24	JIIN Commerce & Trading Co., Ltd.
7	OLYMPUS KOREA CO., LTD.	16	ILDONG Pharmaceutical Co., Ltd.	25	Taejoon Pharm Co., Ltd.
8	IL-YANG PHARM. Co., Ltd.	17	BUKWANG Pharm. Co., Ltd.	26	DAEHAN Medical book publishing, Inc.
9	Hanmi Pharm. Co., Ltd.	18	BORUNG Pharm.		

ACKNOWLEDGEMENT

Platinum

OLYMPUS KOREA CO., LTD.**OLYMPUS**

Your vision, Our future

Company Name: Olympus Korea Co., Ltd.
 Address: Olympus Tower A, 446, Boneunsa-ro, Gangnam-gu, Seoul, 135-509-Korea
 Tel: +82-2-6255-3465
 Fax: +82-2-6255-3435
 Website: www.olympusmedical.co.kr

Company or Product Introduction

Olympus Korea was founded by Olympus Corporation which is the world leading optical device and system in the product field of digital imaging devices such as digital still camera and medical device, system such as endoscope, Endo-therapy accessories and various surgical products. Moreover, Life science business is also run by Olympus Korea.

Olympus Korea's medical division was founded in July, 2004 and has acquired over 70% of market share taking the no.1 in the endoscope market. Driven by its core-competence of optical technology and continuous marketing drive, Olympus Korea will not stop being as one of the overseas branch offices. It will keep investing in the technology and solutions R&D to be a more competitive company.

Gold

DAEWOONG PHARMACEUTICAL CO., LTD.
 **DAEWOONG**

Company Name: DAEWOONG PHARMACEUTICAL CO., LTD.
 Address: 163-3 Samsung-dong Kangnam-gu, Seoul, Korea
 Tel: +82-2-2059-1896
 Fax: +82-2-2190-6748
 Website: www.daewoong.co.kr
 E-mail: mathboy@daewoong.co.kr

Company or Product Introduction

A Future 'Top50' Global Pharmaceutical Company that Contributes to the Healthcare of Partner Countries

Vision 2016

- * Become top pharmaceutical company in Eastern Asian countries
- * Provide advanced medicine & device to Western market in collaboration with MNCs

Daewoong has grown to become the top prescription pharmaceutical in domestic sales through our complete healthcare solutions that include the best product manufacturing factory, marketing expertise, human resource program, and distinctive management system. Daewoong has contributed to the success of our partners and their countries by localizing our healthcare solutions. Using our localization strategy, Daewoong is expanding into the whole of Asia that includes Vietnam, Thailand, Philippines, China, and Indonesia, and will further enter into the US and EU and world wide markets.

Silver

Dong-A ST
 **DONG-A ST**

Company Name: Dong-A ST
 Address: 64, Cheonho-Daero, Dongdaemun-gu, Seoul, Korea
 Tel: +82-2-920-8961
 Fax: +82-2-920-8728
 Website: www.donga.co.kr
 E-mail: 100mw@donga.co.kr

Company or Product Introduction

Stillen[®], a treatment for gastritis, is the company's first commercial product developed in-house.

It is based on eupatilin and jaceosidin, which are extracted from Artemisia asiatica. Stillen[®] has commanded a dominant market share of 30% of domestic gastric mucosal protective drug sales since 2005, its third year in the market. This figure speaks to the product's efficacy and stability.

In 2013, its sales were KRW 63.3 billion. Going forward, we will conduct post-release research and increase the effectiveness of our marketing of the product, while inspiring the development of new drugs in the domestic market for gastric mucosal protective drugs.

Silver

Pharmbio Korea Co.,Ltd.
 **Pharmbio Korea Co., Ltd.**

Company Name: Pharmbio Korea Co.,Ltd.
 Address: Seocho-gu, Seoul, South Korea 137-130
 Tel: +82-2-587-2551
 Fax: +82-2-523-9784
 Website: www.pharmbio.co.kr
 E-mail: pharmbiokor@hanmail.net

Company or Product Introduction

Pharmbio Korea is a manufacturer, importer, and distributor of pharmaceutical products in Korea. It was founded in May 1999. It has a headquarter office in Seoul, a GMP plant in Chugju-City, and a Central Lab in Seongnam-City. It maintains constructive partnership with mostly European partners and licenses their products in Korea. It also manufactures pharmaceutical products and markets them in Korea and other countries in Southeast Asia. It is growing its sales at approximately 30% (5 year CAGR) and expanding its scope of service to many therapeutic areas. It was awarded by Ministry of Knowledge and Economy for its innovative marketing and contribution to public health among others.

ACKNOWLEDGEMENT

Bronze

Taewoong Medical Co.,Ltd.



Company Name: Taewoong Medical Co.,Ltd.
 Address: Bldg.C 4F, DaebangTriplaon BusinessTower, 158 Haneulmaeul-ro, Ilsandong-gu, Goyang-si, Gyeonggido, Korea 410-315 (sales office)
 Tel: +82-31-904.6153
 Fax: +82-31-904.6154
 Website: www.stent.net
 E-mail: sales@stent.net

Company or Product Introduction

GI stents- Taewoong Niti-S™ Endoscopic Accessories – Optimos™



Urology stents – Uventa™



Brand Essence & Slogan Motive
 - We connect your life with Trust Worthy Technology.

Bronze

IL-YANG PHARM. CO., LTD.



Company Name: IL-YANG PHARM. CO., LTD.
 Address: 110, Hagal-ro, Giheung-gu, Yongin-si, Gyeonggi-do, Korea
 Tel: +82-2-570-3886
 Fax: +82-2-570-3808
 Website: www.ilyang.co.kr
 E-mail: khkwon1@ilyang.co.kr

Company or Product Introduction

IL-YANG PHARM. CO., LTD., has been dedicated to develop and supply the OTC and ETC drugs with superior efficacy and safety to the worldwide patients since 1946. On the basis of the most advanced medical practices and R&D capabilities, IL-YANG had developed 2 new chemical entities, NOLTEC (API: Ilaprazole) and SUPECT (API: Radotinib). IL-YANG is currently exporting a variety of pharmaceuticals products to approximately 30 countries in the world including USA and Europe. NOLTEC (API: Ilaprazole) is a Proton Pump Inhibitor with indication of Duodenal Ulcer, Gastric Ulcer, EE/GERD which marketed in Korea and China so far. Also had been License out to UAE, Turkey and Latin American countries. We completed phase II trial for EE/GERD in US and Canada and Phase III trial for indication of NERD and H.pylori eradication is on-going in Korea. Crystalline A form patent is available until 2027 in US, EU, Korea and AP countries.

Bronze

Hanmi Pharm. Co., Ltd.



Company Name: Hanmi Pharm.Co.,Ltd
 Address: 14, Wiryeseong-daero, Songpa-gu, Seoul, 05545, Korea
 Tel: +82-2-410-9138
 Fax: +82-2-410-9159
 Website: www.hanmipharm.com
 E-mail: fineamond@hanmi.co.kr

Company or Product Introduction

Hanmi Pharmaceutical is a Korea-based global pharmaceutical company focused on the development and commercialization of new pharmaceutical products. The Company is fully integrated from R&D through manufacturing, marketing and sales with an established presence in Korea as well as China. The Company invests over 20 percent of its sales in R&D and has over 20 programs in clinical development in three main areas: 1) novel long-acting biologics based on the Company's LAPSCOVERY™ platform including weekly insulin, weekly to monthly GLP-1, and their combinations (Quantum Project) in diabetes and obesity; 2) novel targeted agents against cancer and autoimmune disorders; and 3) fixed-dose combination programs.

Bronze

SK chemicals



Company Name: SK chemicals
 Address: 310, Pangyo-ro, Bundang-gu, Seongnam-si, Gyeonggi-do, Korea
 Tel: +82-2-2008-2915
 Fax: +82-2-2008-2329
 Website: www.skchemicals.com
 E-mail: bigk98@sk.com

Company or Product Introduction

SK Chemicals aims to be a leading global healthcare provider through high quality products offerings and innovative marketing approaches. In a short span of 20 years since its inception in 1987, SK Chemicals Life Science Business Group started a new era in the Korean Pharmaceutical industry with the ultimate purpose of facilitating our customers to experience happier and healthier lives. The Company believes that in order to impact the global healthcare industry, commitments to produce results exceeding expectations from patients, customers, colleagues, investors as well as business partners are essential.



ACKNOWLEDGEMENT

Bronze

Cook Medical Korea Ltd.



Company Name: Cook Medical Korea Ltd.
 Address: 32Fl. Three IFC, 10 Gukjegeumyung-ro, Youngdeungpo-gu, Seoul, 07326 Korea
 Tel: +82-2-6292-3500
 Fax: +82-2-6383-9683
 Website: www.cookmedical.com
 E-mail: kr.orders@cookmedical.com

Company or Product Introduction

Since 1963, Cook Group companies have been among the leaders in developing healthcare devices that have improved lives around the world. COOK remains at the forefront of medical research and worldwide sales of products for endovascular therapy, critical care medicine, general surgery, diagnostic and interventional procedures, bioengineered tissue replacement and regeneration, gastroenterology and endoscopy procedures, urology, and obstetrics and gynecology. Our COOK corporate family also includes companies that manufacture specialized industrial parts and offer commercial services in the travel, real-estate development and management, and retail fields. COOK is a global company with a global focus - and a global future.

Bronze

Myugmoon Pharm. Co., Ltd.



Myungmoon Pharm. Co., Ltd.

Company Name: Myugmoon Pharm. Co., Ltd.
 Address: 946-18, Dogok 1-dong, Gangnam-gu, Seoul, Korea
 Tel: +82-2-6711-2074
 Fax: +82-2-572-6513
 Website: www.mmpharm.co.kr
 E-mail: mkt14@mmpharm.co.kr

Company or Product Introduction

We, Myungmoon pharmaceutical company, are proud of a remarkable growth achieved since it was first founded in 1981 with a great ambition for the pursuit of the public healthcare. "Myung moon" stands in Korean as a "distinguished house" and embodies its entrepreneurial spirit with a motto "pioneers of the public healthcare in harmony with human resources challenging the future. For the purpose of realizing our mission, we will continue to upgrade our research and development efforts to be a specialized and characterized pharmaceutical company, as well as realize the effective total marketing and business philosophy. We will exert our efforts towards improving the national health and welfare through continuous research and development of the most advanced medicines until all diseases on this land are disappeared

Exhibitor

Boston Scientific Korea Co., Ltd.



Advancing science for life™

Company Name: Boston Scientific Korea Co., Ltd.
 Address: 19F, SE1 Tower, 39 Eonju-ro 30-gil, Gangnam-ku, Seoul 135-856, Korea
 Tel: +82-2-3483-2121
 Fax: +82-2-3483-1822
 Website: www.bostonscientific.co.kr
 E-mail: koreaendosurgery@bsci.com

Company or Product Introduction

Since 1986, Boston Scientific's global Endoscopy business has been a leader in the development of innovative medical technologies used to diagnose, palliate (ease) and treat a variety of digestive diseases. Our less-invasive treatment options for these diseases include products designed to help perform biopsies, retrieve gallstones, remove polyps, open benign and malignant strictures of the digestive tract, stop internal bleeding due to ulcers or ruptured blood vessels (hemostasis), palliate symptoms of some types of digestive tract cancers and deliver nutrition through enteral feeding.

Exhibitor

Standard Sci-Tech Inc.



Standard Sci-Tech Inc.

Company Name: Standard Sci-Tech Inc.
 Address: 3F Sewoon Bldg., 46 Wangsan-ro, Dongdaemun-gu, Seoul, Korea 130-823
 Tel: +82-2-922-3605
 Fax: +82-2-922-3606
 Website: www.standard4u.com
 E-mail: Jace.An@standardsci-tech.com

Company or Product Introduction

Since our first product was introduced in the market in 2005, we have been promoting our products globally and positioned ourselves as one of the top stent producers. Hurdling over the barriers, we have been growing steadily in the competitive international market with the finest quality features and test proven performance results. Also we also try to encourage localization of ERCP medical accessories.

- BONASTENT® Esophageal & Esophageal with Shim Anti-Reflux valve
- BONASTENT® Biliary Non Covered & Covered & Covered with Lasso
- BONASTENT® M-Hilar & K-Hilar & M-Intraductal & EUS Stents(AL, HYBRID and SOO)
- BONASTENT® Pyloric/Deodenal Non Covered & Covered & M-Duodenal
- BONASTENT® Colorectal Non Covered & Covered
- BONASTENT® Tracheal/Bronchial Covered

ACKNOWLEDGEMENT



Exhibitor **Jeil Pharmaceutical Co., Ltd.**



JEIL PHARM. CO., LTD. SEOUL, KOREA

Company Name: Jeil Pharmaceutical Co., Ltd.
 Address: 343, Sapyeong-daero, Seocho-gu, Seoul, 137-810, Korea
 Tel: +82-2-549-7451
 Fax: +82-2-546-5054
 Website: www.jeilpharm.co.kr
 E-mail: webmaster@jeilpharm.co.kr

Company or Product Introduction

- Only PPI which can be taken regardless of food
- The First Choice PPI



DEXILANT[®]
dexlansoprazole



LANSTON LEDT[®]
LANSOPRAZOLE FAST DISINTEGRATING TABLET

- Mucoprotective agent for the treatment of gastritis
- Jeil GI Harmonious Portfolio
 - Dexilant
 - Lanston
 - Nexilen



Nexilen[®]S

Exhibitor **BORYUNG Pharm.**




BORYUNG
pharm

Company Name: BORYUNG Pharm.
 Address: 136, Changgyeonggung-ro, Jongno-gu, Seoul, Korea
 Tel: +82-2-740-4016
 Fax: +82-2-741-5291
 Website: <http://www.boryung.co.kr>
 E-mail: sonjy@boryung.co.kr

Company or Product Introduction

Boryung Pharm., as a parent company of Boryung Pharmaceutical Group, has been founded in 1963 after opening Boryung Pharmacy in 1957, and solidified its leadership position as a herb medicine manufacturer. From the year 1967 with Yongkaksan, Kushim, Gelfos and Kiungwhan, the myth recognized by all people have been created. Lately by developing and exporting new drugs such as Doxorubicin HCl and Fimasartan which are developed by our own technology, Boryung Pharm. is playing a major role as a principal axis power in the globalization of Boryung Pharmaceutical Group. Boryung Pharm., one of the 10 best pharmaceutical companies in Korea, is contributing to human health by manufacturing and launching on the market with 300 ethical products and 60 OTC products based on the initiative of Boryung R&D Institute

Exhibitor **JW Pharmaceutical**



Company Name: JW Pharmaceutical
 Address: 2477, Nambusunhwan-ro, Seocho-gu, Seoul 137-864 Korea
 Tel: +82-2-840-6747
 Fax: +82-2-842-2745
 Website: www.jw-pharma.co.kr
 E-mail: syc67@jw-pharma.co.kr

Company or Product Introduction

For the last 60 years ever since its foundation in 1945, on the basis of its founding spirit of "respect for life" and "pioneer spirit" JW Pharmaceutical has been striving to produce and provide innovative new technologies and services heading for healthy lives of human beings. Based on leading competitiveness in the prescription drug market, JW Pharmaceutical has built up strong sales network across the country and superior pipelines in I.V- solutions, antibiotic, cardiovascular, gastrointestinal, nephrology/ antianaemic, anticancer and neuropsychiatry. And now, it is pioneering the rapidly growing new field such as diabetes and so on. Moreover, JW Pharmaceutical is making efforts to provide medical equipments, various self modification products and OTC products satisfying the requirements for prevention and diagnosis of diseases.

Exhibitor **JW Medical Co., Ltd.**



Company Name: JW Medical Co., Ltd.
 Address: 2477, Nambusunhwan-ro, Seocho-gu, Seoul, 137-864, Korea
 Tel: +82-2-2109-7700
 Fax: +82-2-852-1984
 Website: <http://www.jw-medical.co.kr>
 E-mail: kypark@jw-medical.co.kr

Company or Product Introduction

JW Medical, a company operating under JW Group, with a 70-year history, has been leading the localization of essential medical devices, and contributing to the advancements made in the healthcare sector in Korea by supplying advanced medical equipment manufactured by outstanding companies from abroad. We are committed to pursuing top-rate patient care and medical services by continually introducing the latest medical equipment that has been verified in the global market such as HD endoscopy and upper gastrointestography systems, the world's first 3D digital mammography system, high-performance MRI and CT.

ACKNOWLEDGEMENT

Exhibitor **JiIN Commerce & Trading Co., Ltd.**

Company Name: JiIN Commerce & Trading Co., Ltd.
 Address: #411, 68, Gangbyeonnyeok-ro 4-gil, Gwangjin-gu, Seoul, 143-709 Rep. of Korea
 Tel: +82-33-453-1226
 Fax: +82-33-453-9298
 Website: www.jiincnt.com
 E-mail: jiincnt@hanafos.com

Company or Product Introduction

With ripe experience, JiIN Commerce & Trading Co., Ltd was established in 1987 to provide specialized service. We have been importing total endoscopic instruments & medical equipment with manometry system from Germany, U.S.A, Japan and Netherlands to serve convenience.

We are leading in products as ERCP Catheter, Papillotome, Basket, Polypectomy Snare, Biopsy Forceps, Brushes, Sclerosing Needle and etc. We are always doing our best and keeping an open mind to give you exceptional services and products for 28 years.

Exhibitor **Chong Kun Dang**

Company Name: Chong Kun Dang
 Address: 8, Chungjeong-ro, Seodaemun-gu, Seoul, Korea
 Tel: +82-2-2194-0300
 Fax: +82-2-2194-0369
 Website: www.ckdpharm.com
 E-mail:

Company or Product Introduction

Chong Kun Dang

"Better Life through Better Medicine Contributing to improved quality of life and public welfare by developing quality medicines"

Since the foundation, for the past 75 years, Chong Kun Dang only has developed pharmaceutical products of good quality based on the dignity of human lives. Chong Kun Dang has set up implementation of healthy society without diseases as the company ideology. This is the value that will never change as long as Chong Kun Dang exists as a pharmaceutical company. Chong Kun Dang who has been playing a leading role in the Korean pharmaceutical industry will establish ourselves as a Korean leading pharmaceutical company and do our best to become Chong Kun Dang in the world in the 21st century.

Exhibitor **M.I.Tech**

Company Name: M.I.TECH
 Address: 174, Hanuk 2-gil, Jinwi-myeon, Pyeongtaek-si, Gyeonggi-do, 17706, Rep. of Korea
 Tel: +82 31 662 5645
 Fax: +82 31 662 5648
 Website: http://www.mitech.co.kr
 E-mail: mitech@mitech

Company or Product Introduction

Since 1991 M.I.Tech has been distributing self-expandable metal stents in non-vascular stent market. Our products have been proved as quality products and well-known in more than 80 countries worldwide under the world quality management standard.



M.I.Tech is also an exclusive distributor of Medwork in Korea which is the medical device and accessory company in Germany.

We have several ERCP and GI accessory products which can be basket, balloon, forceps and etc.

**Exhibitor** **Bukwang Pharmaceutical Co., Ltd.**

Company Name: Bukwang Pharmaceutical Co., Ltd.
 Address: 7, Sangdo-ro, Dongjak-gu, Seoul, Korea 06955
 Tel: +82-2-8288-114
 Fax: +82-2-8288-029
 Website: http://www.bukwang.co.kr/
 E-mail: sang.a.kwon@bukwang.co.kr

Company or Product Introduction

Trusted Company

Bukwang Pharmaceutical Co., Ltd. was established on October 17th, 1960 and has since continued to produce excellent medications with the aim of improving global health for the last 55 years. Since Bukwang was listed in the Korea Stock Exchange in 1988, Bukwang is proud to have kept a healthy financial status and stable track record that earned trust from its employees and shareholders. Bukwang's operating profit is at the top of the rank in the industry, nearing 20% as of financial year 2014. Bukwang's armamentarium consists of more than 100 products in various therapeutic areas: liver disease treatments such as Levovir and Legalon, diabetic complication products such as Dexid and Thioctacid, CNS disorder drugs including Lonasen, Ixel and Orfil, and respiratory disease treatments such as Azeptin and Asima. Bukwang continues to grow its original drug business through consistent focus on new drug development.

ACKNOWLEDGEMENT

Exhibitor ILDONG Pharmaceutical Co., Ltd.



Company Name: ILDONG Pharmaceutical Co., Ltd.
 Address: 2 Baumoe-ro-27-gil, Seocho-gu, Seoul 06752, Korea
 Tel: +82-2-526-3114
 Fax:
 Website: www.ildong.com
 E-mail: kjhan@ildong.com

Company or Product Introduction

ILDONG Pharmaceutical Co., Ltd. (CEO Lee, Jung-Chi) which was established in 1941 is one of the leading pharmaceutical companies in Korea. We have various drugs from OTC (Vitamins, Probiotics) to Antibiotics, Anticancer, Gastro-intestinal system, Endocrine & Metabolic system, and Central nervous system. Moreover, ILDONG is developing into a total healthcare group by expanding its business area to medical device (Dressings, Scar care sheet), cosmetics, and daily supplies. ILDONG Pharmaceutical's Central Laboratory has been developing new drugs targeted at resistant bacteria, dementia, malignant tumors, anti-aging and has strong competitive edge in the field of high-quality BIO raw material such as Probiotics, Hyaluronic acid.

Exhibitor Taejoon Pharmaceutical Co., Ltd.



Company Name: Taejoon Pharmaceutical Co., Ltd.
 Address: 8 Daesagwan-ro 31-gil, Yongsan-gu, Seoul, Korea
 Tel: +82-2-798-6601~6607
 Fax: +82-2-796-5384
 Website: www.taejoon.co.kr
 E-mail: jhlee2@taejoon.co.kr

Company or Product Introduction

Established in 1978 under the slogan, "to create a healthy world," Taejoon Pharmaceutical Co., Ltd. ("Taejoon") is one of the leading specialty pharmaceutical companies in ophthalmology & contrast media with a global presence in Europe, Africa, Asia Pacific Region and the United States of America. For thirty seven years, we have strived to meet this promise. Taejoon has progressed with the mission to enhance the health and happiness of human life. Pursuing our mission means the demonstration of our unwavering responsibility to Taejoon's spirit, 'Creation, Enthusiasm and Pioneer.' In recent years, Taejoon has expanded into a number of new markets and increased its presence in existing key markets. Currently, Taejoon's products are marketed in 39 countries worldwide through strategic partnerships.

Exhibitor Ahngook pharm.



Company Name: Ahngook pharm.
 Address: 613, Sheung-daero, Yeongdeungpo-gu, Seoul, Korea
 Tel: +82-2-3289-4273
 Fax: +82-2-849-4123
 Website: http://www.ahn-gook.com
 E-mail: jeonsm@ahn-gook.com

Company or Product Introduction

- Founded in 1959
- Main Business areas: Pharmaceuticals, Diagnostic Medical Devices
- Sales Revenue: 198 Mil. USD in 2015



- 1st chiral pantoprazole product in Korea(S-pantoprazole)
- Anti-ulcer
- Potential to decrease side effect of PPI(pharmacogenetic)
- More effective & safety (half does of pantoprazole)

Exhibitor Alvogen Korea Co., Ltd.



Company Name: Alvogen Korea Co.,Ltd.
 Address: 13Fl. TWO IFC Bldg., 10, Gukjegeumyung-ro, Yeongdeungpo-gu, Seoul, Korea
 Tel: +82-2-2047-7795
 Fax: +82-2-443-5757
 Website: www.alvogenkorea.com

Company or Product Introduction

POWERFUL COMBINATION

KUNHWA
 • The publicly listed Kunwha brings over 50 years of history of successful services in the Korean pharmaceuticals market. It has broad portfolio of high quality products covering neurology, oncology, and anti-infective therapeutic areas.

DREAM PHARMA
 • Dream Pharma has been a forerunner in the anti-obesity market and is one of the fastest growing pharma companies in Korea. The company is the prominent leader in the Korean anti-obesity market with an impressive market share.



ACKNOWLEDGEMENT

Exhibitor **EndoMedics**



Company Name: EndoMedics
Address: E&C DREAM VENTURE TOWER 3, 806, Guro3dong,
Guro-Gu, Seoul, 197-33 Korea
Tel: +82-2-1644-7830
Fax: +82-2-857-7723
Website: www.endo-mall.com
E-mail: endo6211@hanmail.net

Company or Product Introduction

Endomedics is a company that provides maintenance and repair services for endoscopy and is well-known for its leading role in developing practical medical services. It is also an exclusive distributor of Fujinon Endoscope in Seoul province. It has expanded its size since its foundation in 2006 and has provided quality services to our customers at reasonable costs. It sells not only endoscopy machines, but also all the consumable parts and accessories. It is also the exclusive distributor in South Korea for Zeon, a Japanese company that produces Zeo Clip, and Shangahi Alton which manufactures endoscopy consumable parts in China.



Exhibitor **Daehan Medical book publishing, Inc.**



Company Name: Daehan Medical book publishing, Inc.
Address: #1209, Daeryung Post Tower 1Cha, 288, Digital-ro, Guro-gu, Seoul, 152-790, Korea
Tel: +82-2-921-0653
Fax: +82-2-925-5769
Website: www.medbook.co.kr
E-mail: medbooksale@medbook.co.kr

Company or Product Introduction

Daehan Medical books Publishing for sale since 1999, was initiated. Currently, 30 species per year published a book on medicine, and imports books from famous foreign publishers, and sells. Medical books for the domestic and international publishing and distribution and dissemination of medical books in charge of the nation's top medical publishers are confident that the initiative for the development of medical science is always trying to. Medical books, not just a tool to convey knowledge of the sanctity of human life, for protecting the corporate philosophy of life than to have to make a good book is dedicated today.

Organization **National Information Society Agency (NIA)**



**We would very appreciate NIA's cooperation for
Live Demonstration of the IDEN 2016.**

USEFUL INFORMATION

Seoul, Korea

The Republic of Korea (herein after Korea) is a country that more than ten million visitors from abroad come to visit every year. With its long history in culture and tradition, the country has a lot to offer to travelers. As one of the world's most famous global cities, Seoul is the capital of Korea for about 600 years with a population of more than 10 million, making it the country's foremost economic, political, and cultural center.

Seoul hosts almost 100 international conferences each year, proving its economic growth to the world as a global city. Originating back more than 5,000 years, Korea is one of the oldest countries in the world, and also one of the most unique. The capital, Seoul, is steeped in a rich history of over 600 years of culture and tradition but is also an exciting futuristic city featuring the latest state-of-the-art technology.

Currency

The unit of currency is Korean Won (KRW), expressed as ₩.

Coin denominations are ₩10, ₩50, ₩100 and ₩500. Bank notes are ₩1,000, ₩5,000, ₩10,000 and ₩50,000. As of June, 2016, the exchange rate is approximately ₩1,160 for \$1 (USD).

Credit Card

Visa, and MasterCard are accepted at almost all retail outlets, but Diners Club and American Express may only be accepted at major hotels, shops and restaurants in the larger cities. Check with your credit card company for details on merchant acceptance and other available services.

Electricity

Outlets for 220 Volts/60Hz are mostly used in Korea. In order to convert the power into 110 volts please contact the hotel housekeeping and current transformer will be available.

Business Hours

Government office hours are usually from 9am to 6pm on weekdays and closed on Saturdays and Sundays. Banks are open from 9:00am to 4:00pm on weekdays and closed on Saturdays and Sundays. Major department stores are open every day from 10:30am to 8pm including Sundays.

Tax & Tip

Value-added Tax (VAT) is levied on most goods and services at a standard rate of 10% and is included the retail price. Tipping is not regularly practiced in Korea. Service charges are often included in the bill for rooms, meals, and other services at hotels and upscale restaurants.

Emergency Dial Numbers

Police: 112 / Fire & Ambulance : 119

※ These services are available 24 hours.

IDEN 2016

International Digestive Endoscopy Network

Printed on June 21, 2016

Published on June 24, 2016

Publisher: Yong-Tae Kim

Director of the Publication Committee: Eun Young Kim

Published by Korean Society of Gastrointestinal Endoscopy

#817, 156 Yanghwa-ro (LG Place, Donggyo-dong)

Mapo-gu, Seoul 04050, Korea

Tel: +82-2-335-1552, Fax: +82-2-335-2690

E-mail: gie@kams.or.kr

Homepage: www.gie.or.kr

Printed by Jin Publishing Co.

26 Supyo-ro 6-gil, Jung-gu, Seoul 04554, Korea

Tel: +82-2-2271-6789, Fax: +82-2-2273-8320

E-mail: jin@ijpnc.com

Homepage: www.jindnp.com