

# IDEN 2018

International  
Digestive  
Endoscopy  
Network  
2018

*Insights on Advanced GI Endoscopy  
from World Leading Scholars*

**June 29** Fri - **July 1** Sun, 2018

Grand Hilton Hotel, Seoul, Korea

[www.iden.or.kr](http://www.iden.or.kr)

**PROCEEDINGS**



**IDEN**  
**2018**

International  
Digestive  
Endoscopy  
Network  
2018

*Insights on Advanced GI Endoscopy  
from World Leading Scholars*



## CONTENTS

<b>Welcome Message</b>	<b>_3</b>
<b>Organization</b>	<b>_4</b>
<b>Program at a Glance</b>	<b>_6</b>
<b>Floor Plan</b>	<b>_7</b>
<b>Conference Information</b>	<b>_8</b>
<b>Invited Faculties</b>	<b>_10</b>
<b>Scientific Program</b>	<b>_12</b>
<b>Poster Presentation</b>	<b>_24</b>
<b>Industrial Exhibition</b>	<b>_39</b>
<b>Acknowledgement</b>	<b>_41</b>
<b>Useful Information</b>	<b>_46</b>
<b>Abstract Book</b>	<b>_47</b>

## WELCOME MESSAGE



Dear Colleagues,

International Digestive Endoscopy Network (IDEN) 2018 will be held at the Grand Hilton Hotel, Seoul, Korea from June 29 to July 1, 2018. Korean Society of Gastrointestinal Endoscopy (KSGE) and American Society for Gastrointestinal Endoscopy (ASGE) will join together to host KSGE-ASGE Joint sessions in IDEN 2018.

We are currently preparing a number of things to develop IDEN as a truly international academic society in the near future. As part of that, IDEN 2018 will be held with more than 100 foreign participants from more than 20 countries.

At IDEN 2018, many physicians and researchers from all over the world will participate to present and discuss the latest advances in the fields of upper GI, lower GI and pancreatobiliary endoscopy. The scientific programs will include live demonstrations for cutting-edge practice and skills in gastrointestinal endoscopy. In addition, Asian Network Sessions and Hands-on courses will be held during this conference.

IDEN 2018 also has special programs, the 'Asian Young Endoscopist Award (AYEA)' and 'Young Endoscopist Forum' for young scientists. Since IDEN 2014, more than 20 endoscopists every year have participated in these programs, including observation of endoscopy practice in high-level hospitals in Korea sponsored by KSGE and actual practice in hands-on course. We encourage many young endoscopists from all over the world will participate in these programs.

We are expecting all of the participants enjoy this unique opportunity to exchange their world-leading research and knowledge in IDEN 2018.

**Hoon Jai Chun, MD, PhD**

President  
Korean Society of Gastrointestinal Endoscopy



**Soo Teik Lee, MD, PhD**

Congress President  
Korean Society of Gastrointestinal Endoscopy





## ORGANIZING COMMITTEE

### President

Hoon Jai Chun, MD (Korea University College of Medicine)

### Congress Chairman

Soo Teik Lee, MD (Chonbuk National University Medical School)

### President-elect

Joo Young Cho, MD (CHA University College of Medicine)

### Vice Chairman

Hyungkil Kim, MD (Inha University School of Medicine)

### Secretary General

Jong-Jae Park, MD (Korea University College of Medicine)

### Directors

Scientific Program Committee

Ji Kon Ryu, MD (Seoul National University College of Medicine)

Editorial Committee

Eun Young Kim, MD (Daegu Catholic University School of Medicine)

Finance Committee

Ji Won Kim, MD (Seoul National University College of Medicine)

Education and Training Committee

Jeong Seop Moon, MD (Inje University College of Medicine)

Credentials Committee

Yoon Tae Jeen, MD (Korea University College of Medicine)

Informatics Committee

Jae Myung Park, MD (The Catholic University of Korea College of Medicine)

Insurance Committee

Byung Kyu Park, MD (National Health Insurance Service Ilsan Hospital)

Disinfection Management/  
Conscious Sedation Committee

Byung Ik Jang, MD (Yeungnam University School of Medicine)

Public Affairs Committee

Young Koog Cheon, MD (Konkuk University School of Medicine)

Quality Management Committee

Jae Young Jang, MD (Kyunghee University College of Medicine)

Global Network Education Committee

Seungmin Bang, MD (Yonsei University College of Medicine)

Ethics/Social Responsibility Committee

Seun Ja Park, MD (Kosin University College of Medicine)

Vice secretary General

Ki-Nam Shim, MD (Ewha Womans University School of Medicine)

Vice Secretary General\_Insurance

Joung-Ho Han, MD (Chungbuk National University College of Medicine)

Vice Secretary General\_Finance

Moon Kyung Joo, MD (Korea University College of Medicine)

### Auditors

Don Haeng Lee, MD (Inha University School of Medicine)

Young Ho Kim, MD (Sungkyunkwan University School of Medicine)

### Scientific Program Committee

Director

Ji Kon Ryu, MD (Seoul National University College of Medicine)

Members

Sang Kil Lee, MD (Yonsei University College of Medicine)

Gwang Ha Kim, MD (Pusan National University School of Medicine)

Chan Hyuk Park, MD (Hanyang University College of Medicine)

Ja Seol Koo, MD (Korea University College of Medicine)

Hyun Gun Kim, MD (Soonchunhyang University College of Medicine)

Sang Soo Lee, MD (University of Ulsan College of Medicine)

Sang Hyub Lee, MD (Seoul National University College of Medicine)

## ADVISORY COMMITTEE

Yong Bum Yoon, MD (National Medical Center)  
Kyu Yong Choi, MD (Sungkyunkwan University School of Medicine)  
Jeong Kee Seo, MD (Seoul National University College of Medicine)  
Ho Sang Ryu, MD (Korea University College of Medicine)  
Joon Soo Hahm, MD (Shinil Hospital)  
Sun Joo Kim, MD (Soonchunhyang University College of Medicine)  
Young-Tae Bak, MD (Korea University College of Medicine)  
Chang Duck Kim, MD (Korea University College of Medicine)  
Jong Sun Rew, MD (Chonnam National University Medical School)  
Sang-yong Seol, MD (Inje University College of Medicine)  
Yong Woon Shin, MD (Inha University School of Medicine)  
Sei Jin Youn, MD (Chungbuk National University College of Medicine)  
Chang-Hun Yang, MD (Dongguk University College of Medicine)  
Myung-Hwan Kim, MD (University of Ulsan College of Medicine)  
Myung-Gyu Choi, MD (The Catholic University of Korea College of Medicine)  
Hyun Yong Jeong, MD (Chungnam National University School of Medicine)  
Yong-Tae Kim, MD (Seoul National University College of Medicine)

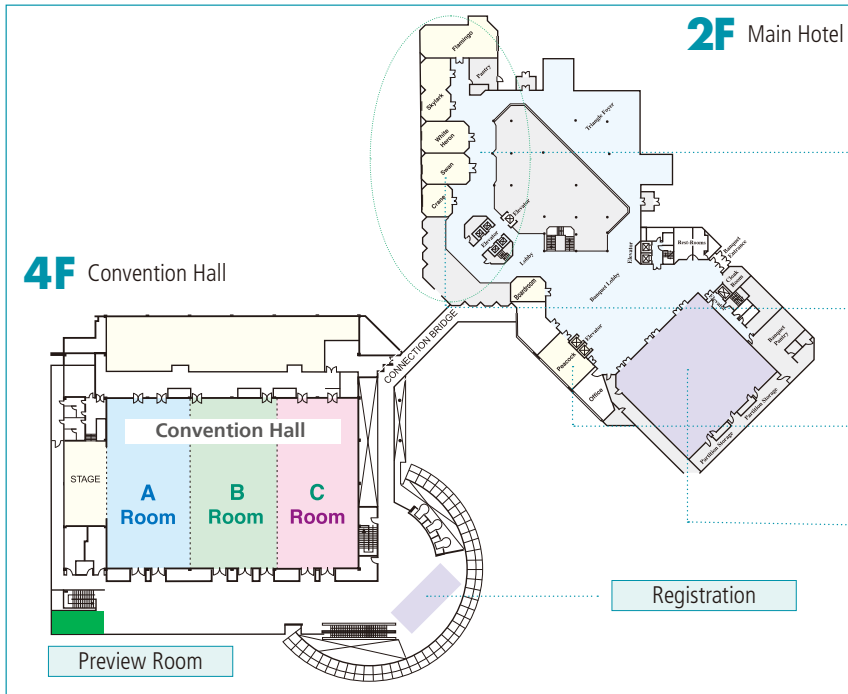


## PROGRAM AT A GLANCE

June 29 (Fri.)	Date	June 30 (Sat.)			Date	July 1 (Sun.)		
	Category	UGI	LGI	Pancreatobiliary	Category	UGI	LGI	Pancreatobiliary
	Time/Room	Convention Hall A	Convention Hall B	Convention Hall C	Time/Room	Convention Hall A	Convention Hall B	Convention Hall C
08:00-Registration	08:00 -	Registration			07:30-08:10	Breakfast with Experts (Flamingo, Skylark, White Heron, Swan, Crane, Board Room)		
08:30-12:00 Young Endoscopist Forum (Invitation only)	09:00-10:40	Live Demonstration I (UGI&LGI)		Role of Endoscopy in Managing Severe Acute Pancreatitis and It's Adverse Events	08:30-10:00	Update in Subepithelial Tumors in Upper GI Tract	[KSGE-ASGE] Colorectal Cancer Screening, Beyond the Present	What is the Best Endoscopic Approach to Malignant Hilar Biliary Obstruction?
	10:40-11:10	Coffee Break			10:00-10:30	Coffee Break		
	11:10-12:40	Live Demonstration II (PB)		[UGI&LGI] Advanced Endoscopic Imaging in GI Tract	10:30-12:00	[KSGE-ASGE] Endoscopy and Bariatric Treatment in Patients with Obesity	[Asian Network] Future Technologies and Novel Techniques in Colonoscopy	Role of Endoscopy or Echoendoscopy in Diagnosis and Management of Chronic Pancreatitis
14:00-18:00 Hands-on Course (Invitation only)	12:40-14:00	Lunch (Luncheon Symposium)			12:00-13:00	Lunch		
	14:00-15:30	Quality of Endoscopy in Upper GI Tract	Toward the Perfection of Colonoscopy	[Asian Network] Cutting Edge of Endoscopic Anti-Tumor Therapy for Managing Pancreaticobiliary Tumors	13:00-14:30	Current Management of Early Esophageal Neoplasms	Endoscopy in IBD, Recent Progress in Disease Management	[KSGE-ASGE] Advances in Peroral Cholangioscopy for Diagnosis and Management of Biliary Pathologies
	15:30-15:50	Coffee Break			14:30-14:50	Coffee Break		
	15:50-17:20	[Asian Network] Emergency Endoscopy: Basic to Cutting Edge	Questions about Colon Polypectomy	New Trends in Metallic Stenting for Pancreatobiliary Obstruction	14:50-16:20	Time to Look Back on ESD for EGC	Small Bowel Endoscopy: Where Are We Now?	How to Improve EUS/ERCP Success Rates in Difficult Cases: Lessons from Experts
	17:30-	Welcome Dinner				* Hands-on Course: ESD, EUS, Endoscopy Instrument&Technique * Luncheon Symposium: Chong Kun Dang Pharmaceutical Corp.		

14:00-15:30	<b>Nurse Session / Swan Room, June 30 (Sat.)</b>
	Gastrointestinal Endoscope Reprocessing: The Essentials (Session in Korean)

# FLOOR PLAN



Flamingo, Skylark  
White Heron, Swan  
Crane, Board Room  
Breakfast with the Experts  
(July 1)

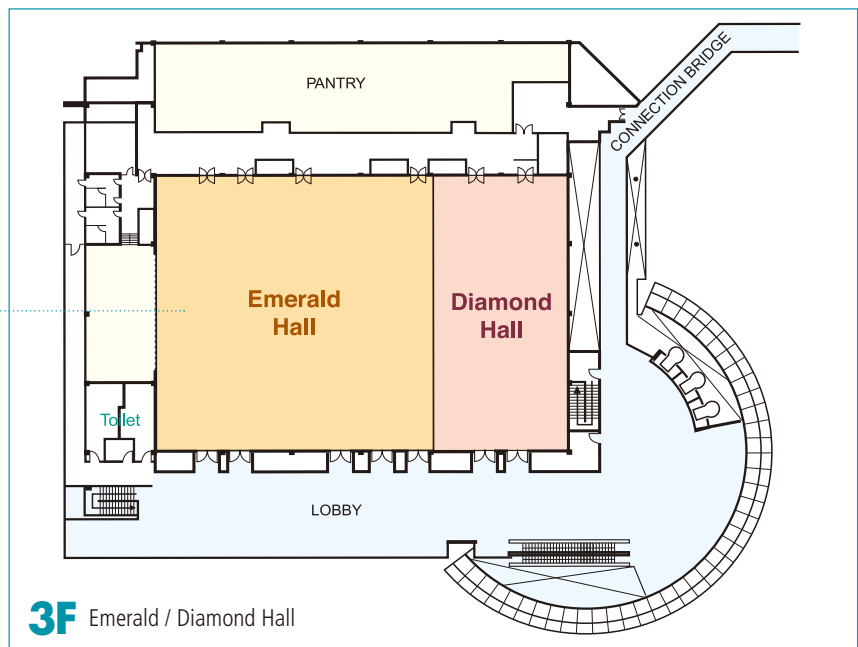
Swan Room  
Nurse Session (June 30)

Peacock Room  
Secretariat Office

Grand Ballroom  
Welcome Dinner (June 30)

Convention Hall A	June 30: Live Demonstration I, II, UGS-I, II July 1: UGS-III, IV, V, VI
Convention Hall B	June 29: Young Endoscopist Forum June 30: Live Demonstration I, II, LGS-I, II July 1: LGS-III, IV, V, VI
Convention Hall C	June 30: GIS-I, PBS-I, II, III July 1: PBS-IV, V, VI, VII

Emerald, Diamond Hall  
Exhibition & Poster  
Coffee Break



**3F** Emerald / Diamond Hall

## CONFERENCE INFORMATION

<b>Title</b>	International Digestive Endoscopy Network 2018 (IDEN 2018)
<b>Dates</b>	June 29 (Fri) - July 1 (Sun), 2018
<b>Venue</b>	Grand Hilton Hotel, Seoul, Korea
<b>Official Language</b>	English
<b>Organized by</b>	Korean Society of Gastrointestinal Endoscopy Korean Gastrointestinal Endoscopy Research Foundation
<b>Website</b>	www.iden.or.kr

### Secretariat Office Before & After the Conference

<b>Registration, Sponsorship</b>	Korean Society of Gastrointestinal Endoscopy Tel: +82-2-335-1552, Fax: +82-2-335-2690 E-mail : ksge1@gje.or.kr
<b>Scientific Program, Others</b>	Convention PM Tel: +82-2-2269-4381, Fax: +82-2-2269-4380 E-mail : iden@conventionpm.com

**On-site Secretariat** Peacock Room (2F, Main Hotel)

## [Registration]

### Registration Desk

Date	Time	Location
June 30 (Sat)	08:00-17:30	Convention Hall Lobby (4F, Convention Center)
July 1 (Sun)	07:30-16:30	

### On-site Registration Fee

Category	Fee
Participants	USD 320 / KRW 320,000
Trainee / Fellow	USD 160 / KRW 160,000
Nurse / Technician (1 day)	USD 120 / KRW 120,000 (USD 60 / KRW 120)

\* Registration fee for the presenting author and corresponding author of Poster presentation will be USD 100/KRW 100,000.

\* Full payment registration includes;

- Admission to all Scientific Sessions and Exhibition
- Admission to Welcome Dinner (June 30)
- Conference Materials (Conference Bag, Name Tag, Proceedings, etc)
- Coffee Breaks and Lunches

\* Name Badge: You are kindly requested to wear your name badge throughout the conference. Please note that admission to the scientific session rooms will be restricted to registered participants wearing their badges.





## CONFERENCE INFORMATION

### [Preview Room]

Preview room is available for speaker to review and submit their presentation slides before presentation. The speakers are required to check-in at the preview room to review their slide(s) and save the final versions. Final presentation file(s) must be uploaded at least 30 minutes before the start of their sessions.

Date	Time	Place
June 30 (Sat)	08:00-17:00	Convention Hall Lobby (4F, Convention Center)
July 1 (Sun)	07:30-16:00	

### [Guidelines for Poster Presentation]

Each poster should be affixed on the numbered board assigned to each poster. Please refer to the scientific program. Materials to attach the poster on the board will be provided at the information desk in Emerald Hall. The posters left behind the demounting time will be discarded without notice.

Date	Display Hours	Place
June 30 (Sat)	09:00-17:00	Emerald Hall (3F, Convention Center)
July 1 (Sun)	09:00-16:00	

\* Mounting June 30, 08:00-09:00

\* Demounting July 1, 16:00-17:00

### [Secretariat]

Secretariat is operated during the conference period. For any help or request, please come to the secretariat.

Date	Time	Place
June 30 (Sat)	09:00-18:00	Peacock Room (2F, Main Hotel)
July 1 (Sun)	08:00-16:00	

### [Social Program]

#### Welcome Dinner

Date & Time: June 30 (Sat), 17:30

Venue: Grand Ballroom, 2F Main Hotel

Open to all registered participants. It will be great opportunity for the participants to enjoy a pleasant evening, excellent dinner, and make new friends!

\* The Awards Ceremony of Travel Grant and Best Poster Presentation will be held in the Welcome Dinner. Awardees are required to attend this dinner.

## INVITED FACULTIES



## FROM OVERSEAS

## Hong Kong

Philip WY Chiu (The Chinese University of Hong Kong)

## India

Ankit Dalal (Baldota Institute of Digestive Sciences)

D. Nageshwar Reddy (Asian Institute of Gastroenterology)

## Japan

Seiichiro Abe (National Cancer Center Hospital)

Shinpei Doi (Teikyo University Mizonokuchi Hospital)

Yoshiki Hirooka (Nagoya University Hospital)

Haruhiro Inoue (Showa University Koto-Toyosu Hospital)

Yuichi Mori (Showa University Northern Yokohama Hospital)

Shuntaro Mukai (Tokyo Medical University)

Yousuke Nakai (The University of Tokyo)

Kouchi Nonaka (Saitama University International Medical Center)

Masaaki Shimatani (Kansai Medical University)

Hisao Tajiri (The Jikei University)

Naminatsu Takahara (University of Tokyo Hospital)

Noriya Uedo (Osaka International Cancer Institute)

Toshio Uraoka (Gunma University)

Hironori Yamamoto (Jichi Medical University)

Yorimasa Yamamoto (Showa University Fujigaoka Hospital)

Kenshi Yao (Fukuoka University Chikushi Hospital)

## Singapore

Khek-Yu Ho (National University of Singapore)

## Taiwan

Jiann-Hwa Chen (Tzu Chi University)

Han-Mo Chiu (National Taiwan University Hospital)

Gin-Ho Lo (E-Da Hospital)

Chao-Ming Tseng (E-Da Cancer Hospital)

Hsiu-Po Wang (National Taiwan University)

## Thailand

Rungsun Rerknimitr (Chulalongkorn University)

## USA

Sunguk Jang (Cleveland Clinic)

Charles J. Kahi (Indiana University)

Mouen A. Khashab (Johns Hopkins University)

Miguel D. Reguero (Cleveland Clinic)

Christopher C. Thompson (Harvard Medical School)

John J. Vargo (Cleveland Clinic)

Michael B. Wallace (Mayo Clinic)

Sachin Wani (University of Colorado)

## FROM KOREA

Young-Tae Bak (Korea University)

Jeong-Sik Byeon (University of Ulsan)

Jae Myung Cha (Kyung Hee University)

Sang Woo Cha (Soonchunhyang University)

Dong Kyung Chang (Sungkyunkwan University)

Young Koog Cheon (Konkuk University)

Dong Hui Cho (University of Ulsan)

Jae Hee Cho (Gachon University)

Joo Young Cho (CHA University)

Jun Hyung Cho (Soonchunhyang University)

Soo-Jeong Cho (National Cancer Center)

Young-Seok Cho (The Catholic University of Korea)

Ho Soon Choi (Hanyang University)

Hwang Choi (The Catholic University of Korea)

Hyuk Soon Choi (Korea University)

Kee Don Choi (University of Ulsan)

Myung-Gyu Choi (The Catholic University of Korea)

Hoon Jai Chun (Korea University)

Jaeyoung Chun (Seoul National University)

Moon Jae Chung (Yonsei University)



## INVITED FACULTIES

Seok Ho Dong (Kyung Hee University)  
Tae-Geun Gweon (The Catholic University of Korea)  
Dong Soo Han (Hanyang University)  
Kyu Chan Huh (Konyang University)  
Hee Hyuk Im (Soonchunhyang University Hospital)  
Byung Ik Jang (Yeungnam University)  
Yoon Tae Jeen (Korea University)  
Hyun Yong Jeong (Chungnam National University)  
Mi Gyoung Jeong (Wonkwang Health Science College)  
Kwang Ro Joo (Kyung Hee University)  
Hwoon Yong Jung (University of Ulsan)  
Yunho Jung (Soonchunhyang University)  
Chang Duck Kim (Korea University)  
Eun Ran Kim (Sungkyunkwan University)  
Eun Soo Kim (Kyungpook National University)  
Eun Sun Kim (Korea University)  
Eun Young Kim (Daegu Catholic University)  
Gwang Ha Kim (Pusan National University)  
Heung Up Kim (Jeju National University)  
Ho Gak Kim (Daegu Catholic University)  
Hyo Jong Kim (Kyung Hee University)  
Hyun Soo Kim (Chonnam National University)  
Hyungkil Kim (Inha University)  
Hyun-Soo Kim (Yonsei University Wonju)  
Jae Seon Kim (Korea University)  
Jin Hong Kim (Ajou University)  
Jin Oh Kim (Soonchunhyang University)  
Joo Sung Kim (Seoul National University)  
Kyoung Oh Kim (Gachon University)  
Myung-Hwan Kim (University of Ulsan)  
Sang Wook Kim (Chonbuk National University)  
Won Ho Kim (Yonsei University)  
Yong-Tae Kim (Seoul National University)  
Yoon Jae Kim (Gachon University)  
Bo-In Lee (The Catholic University of Korea)  
Don Haeng Lee (Inha University)  
DongKi Lee (Yonsei University)  
Hong Sik Lee (Korea University)  
Hyuk Lee (Sungkyunkwan University)  
Jin Lee (Hallym University)  
Jong Kyun Lee (Sungkyunkwan University)  
Joon Seong Lee (Soonchunhyang University)  
Jun Lee (Chosun University)  
Oh Young Lee (Hanyang University)  
Sang Hyub Lee (Seoul National University)  
Sang Woo Lee (Korea University)  
Soo Teik Lee (Chonbuk National University)  
Sun-Young Lee (Konkuk University)  
Sung Koo Lee (University of Ulsan)  
Tae Hoon Lee (Soonchunhyang University)  
Woo Jin Lee (National Cancer Center)  
Yun Jeong Lim (Dongguk University)  
Yang Won Min (Sungkyunkwan University)  
Jong Ho Moon (Soonchunhyang University)  
Seung-Jae Myung (University of Ulsan)  
Chan Hyuk Park (Hanyang University)  
Do Hyun Park (University of Ulsan)  
Dong Il Park (Sungkyunkwan University)  
Eun Taek Park (Kosin University)  
Hyojin Park (Yonsei University)  
Jae Myung Park (The Catholic University of Korea)  
Jongha Park (Inje University)  
Jong Jae Park (Korea University)  
Jun Chul Park (Yonsei University)  
Sang-Heum Park (Soonchunhyang University)  
Se Woo Park (Hallym University)  
Seon Mee Park (Chungbuk National University)  
Soo-Heon Park (The Catholic University of Korea)  
Young Sook Park (Eulji University)  
Jong Sun Rew (Chonnam National University)  
Ji Kon Ryu (Seoul National University)  
Dong Wan Seo (University of Ulsan)  
Sang-yong Seol (Inje University)  
Jeong Eun Shin (Dankook University)  
Sung Kwan Shin (Yonsei University)  
Yong Woon Shin (Inha University)  
Geun Am Song (Pusan National University)  
Tae Jun Song (University of Uralen)  
Chang-Hun Yang (Dongguk University)  
Dong-Hoon Yang (University of Ulsan)  
Min Jae Yang (Ajou University)  
Byung Moo Yoo (Ajou University)  
Sei Jin Youn (Chungbuk National University)



## June 29, Friday

### Young Endoscopist Forum (Invitation Only)

Convention Hall B

08:00-08:30	Registration	
08:30-08:35	AYEA Promotion Video from Nepal	
08:35-08:40	Welcome Remarks	Hoon Jai Chun (President, Korean Society of Gastrointestinal Endoscopy)
08:40-09:20	<b>Session 1. Recent Progress in Diagnostic and Therapeutic Endoscopy in Asia 1 - Upper GI</b>	
		Moderator: Hoon Jai Chun (Korea) Mentor-Mentee Discussants: Jun Hyung Cho (Korea), Nyam Biziya (Mongolia)
09:20-10:00	<b>Session 2. Recent Progress in Diagnostic and Therapeutic Endoscopy in Asia 2 – Lower GI</b>	
		Moderator: Young-Seok Cho (Korea) Mentor-Mentee Discussant: Hyuk Soon Choi (Korea), Umut Emre Aykut (Turkey)
10:00-10:20	Coffee Break	
10:20-11:00	<b>Session 3. Recent Progress in Diagnostic and Therapeutic Endoscopy in Asia 3 - Pancreatobiliary</b>	
		Moderator: Young Koog Cheon (Korea) Mentor-Mentee Discussants: Tae Hoon Lee (Korea), Tanyaporn Chantarojanasiri (Thailand)
11:00-11:45	<b>Session 4. International School for Young GI Endoscopists: Tips for Publishing in an Academic Journal</b>	
		Moderators: Eun Young Kim (Korea), Michael B. Wallace (USA)
11:00-11:15	Introduction to <i>Clinical Endoscopy</i>	Do Hyun Park (Korea)
11:15-11:30	How to Upgrade Your Academic Writing Skills	Sun-Young Lee (Korea)
11:30-11:45	How to Publish in <i>Gastrointestinal Endoscopy</i>	Michael B. Wallace (USA)
11:45-12:00	Q&A / Closing	

#### \*\* AYEА (Asian Young Endoscopist Award) 2018 Program

- Training Period: 2 weeks (from June 18, 2018)
- Fields: UGI endoscopy, LGI endoscopy, ERCP, EUS
- Number of Awardees: 48 Persons from 16 countries (Bangladesh, China, India, Indonesia, Malaysia, Mongolia, Myanmar, Nepal, Pakistan, Philippines, Russia, Taiwan, Thailand, Turkey, Uzbekistan, Vietnam)
- Training Center (Hospital): 20
- Award: USD 2,000

**Hands-on Course (Invitation only)****Olympus Korea Medical Training & Education Center (KTEC)**

14:00-18:00	<b>Course 1. ESD</b> - ESD Hands on (Stomach)	<i>(Korean ESD Study Group)</i>
	Bong Min Ko, Youngdae Kim, Byoung Wook Bang, Jung Won Jeon, Su Jin Hong (Korea) Yorimasa Yamamoto (Japan)	
14:00-18:00	<b>Course 2. EUS</b>	<i>(Korean EUS Study Group)</i>
14:00-14:20	Normal Radial EUS Anatomy in the Biliopancreas	Sang Myung Woo (Korea)
14:20-14:40	Normal Linear EUS Anatomy in the Biliopancreas	Seong-Hun Kim (Korea)
14:40-15:00	EUS-FNA	Tae Hyeon Kim (Korea)
15:00-18:00	EUS Hands-on Radial EUS: Tae Hyeon Kim, Eunae Cho, Sang Myung Woo (Korea) Linear EUS: Sang Hyub Lee, Tae Hoon Lee, Seong-Hun Kim (Korea) EUS-FNA: Se Woo Park, Eun Kwang Choi, Gwang Ha Kim (Korea)	
14:00-18:00	<b>Course 3. Endoscopy Instrument &amp; Stent</b> - Endoscopy Instrument Hands-on (Live In Vivo & Ex Vivo Porcine Model)	<i>(Korean Endoscopy Instrument &amp; Stent Study Group)</i>
	Perforation Closure with Hemoclips (or Endoloop): Yunho Jung, Su Jung Han (Korea) EMR-C and EMR-L: Jun-Hyung Cho, Hyun Lim (Korea) EMR-P: Jung-Wook Kim, Han Hee Lee (Korea)	



## June 30 (Sat), 2018

### Upper GI

### Convention Hall A

09:00-10:40	<b>Live Demonstration I (UGI &amp; LGI)</b>	<b>Convention Hall A+B</b>
	<i>Moderators: Jong-Jae Park (Korea), Philip WY Chiu (Hong Kong), Bo-In Lee (Korea)</i>	
	- Operator: Jeong-Sik Byeon (Korea) Discussants: Sun-Ho Lee (Korea), Toshio Uraoka (Japan) Site: Asan Medical Center (Korea)	
	- Operator: Joo Young Cho (Korea) Discussant: In Kyung Yoo (Korea) Site: CHA Bundang Medical Center (Korea)	
	- Operator: Dong-Hoon Yang (Korea) Discussants: Sun-Ho Lee (Korea), Toshio Uraoka (Japan) Site: Asan Medical Center (Korea)	
10:40-11:10	<i>Coffee Break</i>	
11:10-12:40	<b>Advanced Endoscopic Imaging in GI Tract</b>	<b>Convention Hall C</b>
	<i>Moderators: Yong Woon Shin (Korea), John J. Vargo (USA), Hyun Yong Jeong (Korea)</i>	
11:10-11:30	GIS-I-1 Volumetric Laser Endomicroscopy for Barrett's Esophagus	John J. Vargo (USA)
11:30-11:50	GIS-I-2 Confocal Laser Endomicroscopy in Early Gastric Cancers	Jun Chul Park (Korea)
11:50-12:10	GIS-I-3 Endocytoscopy for Colorectal Tumors	Yuichi Mori (Japan)
12:10-12:30	GIS-I-4 Molecular Imaging in Colorectal Tumors	Seung-Jae Myung (Korea)
12:30-12:40	GIS-I-D Discussion	
12:40-14:00	<i>Lunch (Luncheon Symposium sponsored by Chong Keun Dang Pharmaceutical Corp.)</i>	<b>Convention Hall A+B</b>
		<i>Moderator: Soo Teik Lee (Korea)</i>
	Overview of GERD and Emerging IR-Esomeprazole	Soo-Heon Park (Korea)
14:00-15:30	<b>Quality of Endoscopy in Upper GI Tract</b>	
	<i>Moderators: Myung-Gyu Choi (Korea), Sachin Wani (USA), Joon Seong Lee (Korea)</i>	
14:00-14:20	UGS-I-1 Quality Indicator of Upper Endoscopy: Western Aspect	Sachin Wani (USA)
14:20-14:40	UGS-I-2 Quality Indicator of Upper Endoscopy: Eastern Aspect	Jae Myung Park (Korea)



## SCIENTIFIC PROGRAM

14:40-15:00	UGS-I-3	E-Learning System and Train the Trainer Course to Improve Diagnostic Performance for Early Gastric Cancer	Kenshi Yao (Japan)
15:00-15:20	UGS-I-4	Interval Gastric Cancer	Chan Hyuk Park (Korea)
15:20-15:30	UGS-I-D	Discussion	
15:30-15:50		<i>Coffee Break</i>	
15:50-17:20		<b>[Asian Network] Emergency Endoscopy: Basic to Cutting Edge</b> <i>Moderators: Sang-yong Seol (Korea), Philip WY Chiu (Hong Kong), Soo Teik Lee (Korea)</i>	
15:50-16:10	UGS-II-1	Endoscopic Removal of Foreign Body in Upper Gastrointestinal Tract	Heung Up Kim (Korea)
16:10-16:30	UGS-II-2	Endoscopic Management of Petic Ulcer Bleeding	Philip WY Chiu (Hong Kong)
16:30-16:50	UGS-II-3	Endoscopic Management of Esophageal Varices	Gin-Ho Lo (Taiwan)
16:50-17:10	UGS-II-4	Endoscopic Management of ESD Complications	Kouichi Nonaka (Japan)
17:10-17:20	UGS-II-D	Discussion	
17:30		<i>Welcome Dinner (Grand Ballroom, 2F, Main Hotel)</i>	

### Lower GI

### Convention Hall B

09:00-10:40		<b>Live Demonstration I (UGI &amp; LGI)</b> <i>Moderators: Jong-Jae Park (Korea), Philip WY Chiu (Hong Kong), Bo-In Lee (Korea)</i>	<b>Convention Hall A+B</b>
		- Operator: Jeong-Sik Byeon (Korea) Discussants: Sun-Ho Lee (Korea), Toshio Uraoka (Japan) Site: Asan Medical Center (Korea)	
		- Operator: Joo Young Cho (Korea) Discussant: In Kyung Yoo (Korea) Site: CHA Bundang Medical Center (Korea)	
		- Operator: Dong-Hoon Yang (Korea) Discussants: Sun-Ho Lee (Korea), Toshio Uraoka (Japan) Site: Asan Medical Center (Korea)	
11:10-12:40		<b>Advanced Endoscopic Imaging in GI Tract</b> <i>Moderators: Yong Woon Shin (Korea), John J. Vargo (USA), Hyun Yong Jeong (Korea)</i>	<b>Convention Hall C</b>
11:10-11:30	GIS-I-1	Volumetric Laser Endomicroscopy for Barrett's Esophagus	John J. Vargo (USA)
11:30-11:50	GIS-I-2	Confocal Laser Endomicroscopy in Early Gastric Cancers	Jun Chul Park (Korea)

## SCIENTIFIC PROGRAM

11:50-12:10	GIS-I-3	Endocytoscopy for Colorectal Tumors	Yuichi Mori (Japan)
12:10-12:30	GIS-I-4	Molecular Imaging in Colorectal Tumors	Seung-Jae Myung (Korea)
12:30-12:40	GIS-I-D	Discussion	
12:40-14:00	<i>Lunch (Luncheon Symposium sponsored by Chong Keun Dang Pharmaceutical Corp.)</i>		<b>Convention Hall A+B</b>
			<i>Moderator: Soo Teik Lee (Korea)</i>
		Overview of GERD and Emerging IR-Esomeprazole	Soo-Heon Park (Korea)
14:00-15:30	<b>Toward the Perfection of Colonoscopy</b>		
	<i>Moderators: Dong Soo Han (Korea), Charles J. Kahi (USA), Young Sook Park (Korea)</i>		
14:00-14:20	LGS-I-1	What Is the Best Quality Indicator? ADR, Others	Jae Myung Cha (Korea)
14:20-14:40	LGS-I-2	How Can We Achieve an Optimal Bowel Preparation?	Jongha Park (Korea)
14:40-15:00	LGS-I-3	Do not Miss the Lesion. My Know-How and New Technology	Han-Mo Chiu (Taiwan)
15:00-15:20	LGS-I-4	How to Make a Qualified Colonoscopist	Charles J. Kahi (USA)
15:20-15:30	LGS-I-D	Discussion	
15:30-15:50	<i>Coffee Break</i>		
15:50-17:20	<b>Questions about Colon Polypectomy</b>		
	<i>Moderators: Won Ho Kim (Korea), Toshio Uraoka (Japan), Hyun Soo Kim (Korea)</i>		
15:50-16:10	LGS-II-1	Resect and Discard Low Risk for Diminutive Colon Polyps	Michael B. Wallace (USA)
16:10-16:30	LGS-II-2	Cold Snare Polypectomy. Can We Do It with Confidence?	Yunho Jung (Korea)
16:30-16:50	LGS-II-3	Piecemeal EMR and ESD. What Do We Choose?	Toshio Uraoka (Japan)
16:50-17:05	LGS-II-D1	Case-Based Discussion 1	Tae-Geun Gweon (Korea)
17:05-17:20	LGS-II-D2	Case-Based Discussion 2	Jaeyoung Chun (Korea)
17:30	<i>Welcome Dinner (Grand Ballroom, 2F, Main Hotel)</i>		





# SCIENTIFIC PROGRAM

## Pancreatobiliary

## Convention Hall C

09:00-10:40	<b>Role of Endoscopy in Managing Severe Acute Pancreatitis and It's Adverse Events</b>		
	<i>Moderators: Myung-Hwan Kim (Korea), Jiann-Hwa Chen (Taiwan), Seok Ho Dong (Korea)</i>		
09:00-09:20	<b>PBS-I-1</b>	Indication, Timing and Safe ERCP Techniques for Managing Severe Biliary Pancreatitis	Jiann-Hwa Chen (Taiwan)
09:20-09:40	<b>PBS-I-2</b>	How to Optimize Success Rate and Minimize Adverse Event Rate on EUS-Guided Peri-Pancreatic Fluid Collection Drainage	Mouen A. Khashab (USA)
09:40-10:00	<b>PBS-I-3</b>	Endoscopic Step-Up Approach for Necrotizing Pancreatitis: When and How?	Jae Hee Cho (Korea)
10:00-10:20	<b>PBS-I-D1</b>	Case-Based Discussion 1	Dong Hui Cho (Korea)
10:20-10:40	<b>PBS-I-D2</b>	Case-Based Discussion 2	Shinpei Doi (Japan)
10:40-11:10	<i>Coffee Break</i>		
11:10-12:40	<b>Live Demonstration II</b>		<b>Convention Hall A+B</b>
	<i>Moderators: Sang-Heum Park (Korea), Rungsun Rerknimitr (Thailand), Byung Moo Yoo (Korea)</i>		
	<ul style="list-style-type: none"> <li>- Operator: Moon Jae Chung (Korea) Discussant: Seungmin Bang (Korea) Site: Severance Hospital (Korea)</li> <li>- Operator: Dong Wan Seo (Korea) Site: Asan Medical Center (Korea)</li> <li>- Operator: Sang Woo Cha (Korea) Discussant: Tae Hoon Lee (Korea) Site: Soonchunhyang University Hospital (Korea)</li> </ul>		
12:40-14:00	<i>Lunch (Luncheon Symposium sponsored by Chong Keun Dang Pharmaceutical Corp.)</i>		<b>Convention Hall A+B</b>
	<i>Moderator: Soo Teik Lee (Korea)</i>		
	Overview of GERD and Emerging IR-Esomeprazole		Soo-Heon Park (Korea)
14:00-15:30	<b>[Asian Network] Cutting Edge of Endoscopic Anti-Tumor Therapy for Managing Pancreaticobiliary Tumors</b>		
	<i>Moderators: Yong-Tae Kim (Korea), Hsiu-Po Wang (Taiwan), Kwang Ro Joo (Korea)</i>		
14:00-14:20	<b>PBS-II-1</b>	Recent Advances in EUS-Guided Local Therapy for Pancreatic NET: Injection and Ablation	Hsiu-Po Wang (Taiwan)
14:20-14:40	<b>PBS-II-2</b>	Recent Progress in EUS-Guided Pancreatic Cyst Ablation Therapy	Ji Kon Ryu (Korea)

## SCIENTIFIC PROGRAM

14:40-15:00	PBS-II-3	Endobiliary RFA for Malignant Biliary Obstruction	Moon Jae Chung (Korea)
15:00-15:20	PBS-II-4	EUS-Guided Celiac Plexus Nerve and Celiac Ganglia Neurolysis in Pancreatic Cancer	Shinpei Doi (Japan)
15:20-15:30	PBS-II-D	Discussion	
15:30-15:50		<i>Coffee Break</i>	
15:50-17:20		<b>New Trends in Metallic Stenting for Pancreatobiliary Obstruction</b>	
		<i>Moderators: DongKi Lee (Korea), Sunguk Jang (USA), Seon Mee Park (Korea)</i>	
15:50-16:10	PBS-III-1	Antireflux Metal Stent vs. Conventional Covered Metal Stent for Nonresectable Distal Malignant Biliary Obstruction: A Multicenter Randomized Controlled Trial	Naminatsu Takahara (Japan)
16:10-16:30	PBS-III-2	Clinical Experience with Tubular Metallic Stent for GB and APFC Drainage	Tae Jun Song (Korea)
16:30-16:50	PBS-III-3	Utility of Lumen-Apposing Metals Stent (LAMS) in the Management of Pancreatic Fluid Collection	Sunguk Jang (USA)
16:50-17:10	PBS-III-4	Development of Innovative Metallic Stents: Bare, Membrane-Covered and Bioabsorbable (Drug Eluting)	Don Haeng Lee (Korea)
17:10-17:20	PBS-III-D	Discussion	
17:30		<i>Welcome Dinner (Grand Ballroom, 2F, Main Hotel)</i>	

**Nurse Session** (Session in Korean)**Swan Room**

14:00-15:30		<b>Gastrointestinal Endoscope Reprocessing: The Essentials</b>	
		<i>Moderators: Byung Ik Jang (Korea), Hee Hyuk Im (Korea)</i>	
14:00-14:20	NS-I-1	Update on Gastrointestinal Endoscope Reprocessing Process	Mi Gyoung Jeong (Korea)
14:20-14:40	NS-I-2	The Importance of Gastrointestinal Endoscope Reprocessing: Transmission of Infections Associated with Gastrointestinal Endoscopy	Sang Wook Kim (Korea)
14:40-15:00	NS-I-3	Proper Use of Approved High-Level Disinfectants	Eun Taek Park (Korea)
15:00-15:20	NS-I-4	Revised Guidelines for Accredited Endoscopy Unit in Korea: Focusing on Endoscope Reprocessing	Jeong Eun Shin (Korea)
15:20-15:30	NS-I-D	Q&A	



## SCIENTIFIC PROGRAM

### July 1 (Sun), 2018

07:30-08:10	<b>Breakfast with the Experts</b>	
	BE 1     Diagnosis of Early Gastric Cancer: Present and Future	<b>Flamingo Room</b>
	<i>Moderator: Jong Sun Rew (Korea)</i>	Kenshi Yao (Japan)
	BE 2     Learning Curve of Bariatric Endoscopy: How to Train Gastroenterology Fellows as Baratric Endoscopists?	<b>Skylark Room</b>
	<i>Moderator: Hyojin Park (Korea)</i>	Christopher C. Thompson (USA)
	BE 3     Role of Endoscopy in IBD Management	<b>Swan Room</b>
	<i>Moderator: Chang-Hun Yang (Korea)</i>	Miguel D. Reguiero (USA)
	BE 4     My Knowhow for Safe Colorectal ESD	<b>White Heron Room</b>
	<i>Moderator: Hwang Choi (Korea)</i>	Toshio Uraoka (Japan)
	BE 5     Endoscopic Management of Combined Duodenal and Biliary Obstruction	<b>Crane Room</b>
	<i>Moderator: Ho Gak Kim (Korea)</i>	D. Nageshwar Reddy (India)
	BE 6     Cutting Edge (Technique) on GB Drainage in Patients with Acute Cholecystitis	<b>Board Room</b>
	<i>Moderator: Dong Wan Seo (Korea)</i>	Yousuke Nakai (Japan)

<b>Upper GI</b>	<b>Convention Hall A</b>
-----------------	--------------------------

08:30-10:00	<b>Update in Subepithelial Tumors in Upper GI Tract</b>	
	<i>Moderators: Sang Woo Lee (Korea), Haruhiro Inoue (Japan), Soo-Heon Park (Korea)</i>	
08:30-08:50	UGS-III-1   Natural History of Subepithelial Tumors: Resection or Observation	D. Nageshwar Reddy (India)
08:50-09:10	UGS-III-2   Endoscopic Resection for Subepithelial Tumors: How far Can We Go?	Haruhiro Inoue (Japan)
09:10-09:30	UGS-III-3   Is Endoscopic Resection for GIST Really Safe?	Kee Don Choi (Korea)
09:30-09:50	UGS-III-D1   Case-Based Discussion	Kyyoung Oh Kim (Korea)
09:50-10:00	UGS-III-D2   Discussion	
10:00-10:30	<i>Coffee Break</i>	

## SCIENTIFIC PROGRAM

- 10:30-12:00 **[KSGE-ASGE] Endoscopy and Bariatric Treatment in Patients with Obesity**  
*Moderators: Hyungkil Kim (Korea), Christopher C. Thompson (USA), Hoon Jai Chun (Korea)*
- 10:30-10:50 UGS-IV-1 Endoscopy in Patients with Obesity: Problems and Focusing Yang Won Min (Korea)
- 10:50-11:10 UGS-IV-2 Sedation in the Bariatric Patients: How Safe in the Current Practices? John J. Vargo (USA)
- 11:10-11:30 UGS-IV-3 Current Status of Endoscopic Bariatric Treatment in Korea Sung Kwan Shin (Korea)
- 11:30-11:50 UGS-IV-4 Current Status of Endoscopic Bariatric Treatment in United States Christopher C. Thompson (USA)
- 11:50-12:00 UGS-IV-D2 Discussion
- 12:00-13:00 *Lunch*
- 13:00-14:30 **Current Management of Early Esophageal Neoplasms**  
*Moderators: Young-Tae Bak (Korea), Hisao Tajiri (Japan), Joo Young Cho (Korea)*
- 13:00-13:20 UGS-V-1 Detection and Pretreatment Evaluation of Barrett's Cancer Yorimasa Yamamoto (Japan)
- 13:20-13:40 UGS-V-2 Detection and Pretreatment Evaluation of Esophageal Squamous Cell Carcinoma Gwang Ha Kim (Korea)
- 13:40-14:00 UGS-V-3 Endoscopic Treatment and then ... in Barrett's Cancer Sachin Wani (USA)
- 14:00-14:20 UGS-V-4 Endoscopic Treatment and then ... in Esophageal Squamous Cell Carcinoma Hyuk Lee (Korea)
- 14:20-14:30 UGS-V-D1 Discussion
- 14:30-14:50 *Coffee Break*
- 14:50-16:20 **Time to Look Back on ESD for EGC**  
*Moderators: Sei Jin Youn (Korea), Noriya Uedo (Japan), Oh Young Lee (Korea)*
- 14:50-15:10 UGS-VI-1 Advance and Retreat in ESD Indications in Early Gastric Cancer Seiichiro Abe (Japan)
- 15:10-15:30 UGS-VI-2 Effort to Reduce Unsuccessful ESD: My Experience Hwoon-Yong Jung (Korea)
- 15:30-15:50 UGS-VI-3 What Is Ideal Follow-Up after ESD? Noriya Uedo (Japan)
- 15:50-16:10 UGS-VI-D1 Case-Based Discussion Soo-Jeong Cho (Korea)
- 16:10-16:20 UGS-VI-D2 Discussion



## Lower GI

## Convention Hall B

08:30-10:00	<b>[KSGE-ASGE] Colorectal Cancer Screening, Beyond the Present</b> <i>Moderators: Yoon Tae Jeen (Korea), Michael B. Wallace (USA), Kyu Chan Huh (Korea)</i>	
08:30-08:50	LGS-III-1 The Evolution of Stool Test. Where Are We Now?	Young-Seok Cho (Korea)
08:50-09:10	LGS-III-2 Screening Colonoscopy: Can It Be Primary Method?	Charles J. Kahi (USA)
09:10-09:30	LGS-III-3 Current Strategy and Future Direction of CRC Screening in US	Michael B. Wallace (USA)
09:30-09:50	LGS-III-4 Current Strategy and Future Direction of CRC Screening in Korea	Hyun-Soo Kim (Korea)
09:50-10:00	LGS-III-D Discussion	
10:00-10:30	<i>Coffee Break</i>	
10:30-12:00	<b>[Asian Network] Future Technologies and Novel Techniques in Colonoscopy</b> <i>Moderators: Hyo Jong Kim (Korea), Han-Mo Chiu (Taiwan), Dong Kyung Chang (Korea)</i>	
10:30-10:50	LGS-IV-1 AI in Colonoscopy	Yoon Jae Kim (Korea)
10:50-11:10	LGS-IV-2 Big Data in Colonoscopy	Han-Mo Chiu (Taiwan)
11:10-11:30	LGS-IV-3 Advanced Imaging in Colonoscopy-Linked Color Imaging (LCI) for Better Detection of Early Neoplastic Lesions in Colonoscopy	Hironori Yamamoto (Japan)
11:30-11:50	LGS-IV-4 Robotics for Advanced Therapeutic Colonoscopy	Khek-Yu Ho (Singapore)
11:50-12:00	LGS-IV-D Discussion	
12:00-13:00	<i>Lunch</i>	
13:00-14:30	<b>Endoscopy in IBD, Recent Progress in Disease Management</b> <i>Moderators: Joo Sung Kim (Korea), Miguel D. Reguiero (USA), Dong Il Park (Korea)</i>	
13:00-13:20	LGS-V-1 Dysplasia Surveillance in IBD: Past, Present and Future	Eun Soo Kim (Korea)
13:20-13:40	LGS-V-2 Therapeutic Endoscopy in Colitis-Associated Dysplasia	Dong-Hoon Yang (Korea)
13:40-14:00	LGS-V-3 How to Use Endoscopy for the Management of Postoperative Crohn's Disease	Miguel D. Reguiero (USA)
14:00-14:20	LGS-V-D1 Case-Based Discussion 1	Eun Sun Kim (Korea)
14:20-14:30	LGS-V-D2 Case-Based Discussion 2	Jun Lee (Korea)
14:30-15:00	<i>Coffee Break</i>	

## SCIENTIFIC PROGRAM

14:50-16:20 **Small Bowel Endoscopy: Where Are We Now?***Moderators: Geun Am Song (Korea), Hironori Yamamoto (Japan), Jin Oh Kim (Korea)*

14:50-15:10	LGS-VI-1	Capsule Endoscopy; Clinical Role in Small Bowel Bleeding	Yun Jeong Lim (Korea)
15:10-15:30	LGS-VI-2	Small Bowel Bleeding: CT Enterography and Angiography in SB Bleeding	Chao-Ming Tseng (Taiwan)
15:30-15:50	LGS-VI-3	Balloon Assisted Enteroscopy in Small Bowel Bleeding	Hironori Yamamoto (Japan)
15:50-16:10	LGS-VI-D1	Case-Based Discussion	Eun Ran Kim (Korea)
16:10-16:20	LGS-VI-D2	Discussion	

**Pancreatobiliary****Convention Hall C**08:30-10:00 **What is the Best Endoscopic Approach to Malignant Hilar Biliary Obstruction?***Moderators: Sung Koo Lee (Korea), Yousuke Nakai (Japan), Jin Lee (Korea)*

08:30-08:50	PBS-IV-1	Plastic Stent vs Metal Stent? Which Is Better for First-Line Palliative Approach	Sang Hyub Lee (Korea)
08:50-09:10	PBS-IV-2	Bilateral Metallic Stenting for Malignant Hilar Obstruction: Stent-in-Stent vs Side-by-Side	Rungsun Rerknimitr (Thailand)
09:10-09:30	PBS-IV-3	EUS-Guided Biliary Drainage : Overcoming the Limitaitons of Conventional Approach	Yousuke Nakai (Japan)
09:30-09:50	PBS-IV-D1	Case-Based Discussion	Tae Hoon Lee (Korea)
09:50-10:00	PBS-IV-D2	Discussion	

10:00-10:30 *Coffee Break*10:30-12:00 **Role of Endoscopy or Echoendoscopy in Diagnosis and Management Chronic Pancreatitis***Moderators: Chang Duck Kim (Korea), Yoshiaki Hirooka (Japan), Woo Jin Lee (Korea)*

10:30-10:50	PBS-V-1	Role of Elastography on Early Diagnosis and Follow-Up of Chronic Pancreatitis (Including Transabdominal Ultrasonography: US)	Yoshiaki Hirooka (Japan)
10:50-11:10	PBS-V-2	Endoscopic Transpapillary Pancreatic Stenting and Treatment of Pancreaticolithiasis in Chronic Pancreatitis Patients	Ankit Dalal (India)
11:10-11:30	PBS-V-3	EUS Guided Transmural Management for Chronic Pancreatitis	Shuntaro Mukai (Japan)
11:30-11:50	PBS-V-D1	Case-Based Discussion	Se Woo Park (Korea)
11:50-12:00	PBS-V-D2	Discussion	

12:00-13:00 *Lunch*



## SCIENTIFIC PROGRAM

13:00-14:30	<b>[KSGE-ASGE] Advances in Peroral Cholangioscopy for Diagnosis and Management of Biliary Pathologies</b>	
	<i>Moderators: Ho Soon Choi (Korea), Michael B. Wallace (USA), Jae Seon Kim (Korea)</i>	
13:00-13:20	PBS-VI-1 Different Techniques of Peroral Cholangioscopy for Biliary Pathology	Sunguk Jang (USA)
13:20-13:40	PBS-VI-2 Role of Peroral Cholangioscopy in Evaluating Indeterminate Biliary Stricture and Filling Defect	Mouen A. Khashab (USA)
13:40-14:00	PBS-VI-3 Limitation of Peroral Cholangioscopy in Evaluating Indeterminate Biliary Stricture and Filling Defect	Jong Kyun Lee (Korea)
14:00-14:20	PBS-VI-4 Ancillary Therapeutic Techniques Using Peroral Cholangioscopy for Biliary Pathology	Jong Ho Moon (Korea)
14:20-14:30	PBS-VI-D Discussion	
14:30-14:50	<i>Coffee Break</i>	
14:50-16:20	<b>How to Improve EUS/ERCP Success Rates in Difficult Cases: Lessons from Experts</b>	
	<i>Moderators: Jin Hong Kim (Korea), D. Nageshwar Reddy (India), Hong Sik Lee (Korea)</i>	
14:50-15:10	PBS-VII-1 Difficult Cannulation: What to Do? When to Stop? How to Overcome?	D. Nageshwar Reddy (India)
15:10-15:30	PBS-VII-2 Transmural Approach (Endoscopic Ultrasonography Guided) in Patients with Surgically Altered Anatomies	Min Jae Yang (Korea)
15:30-15:50	PBS-VII-3 Evaluation of the Efficacy of ERCP Using Balloon Assisted Endoscope for Pancreatobiliary Disease in Patients with Surgically Altered Anatomy	Masaaki Shimatani (Japan)
15:50-16:10	PBS-VII-4 EUS Guided Rendezvous Technique	Shuntaro Mukai (Japan)
16:10-16:20	PBS-VII-D Discussion	

June 30-July 1, Emerald Hall

June 30, 09:00-17:00

July 1, 09:00-16:00

 : Travel Grant, 
  : Best Poster, 
  : Distinguished Poster
**Upper GI**

- PUG-01 Anti-Ulcer Medications after Gastric Submucosal Dissection: A Systematic Review and Network Meta-Analysis  
[Jae Gon Lee](#), Eun Hye Kim, Se Woo Park and Chan Hyuk Park (Korea)
- PUG-02 The Role of Preoperative Endoscopic Clipping in Laparoscopic Distal Gastrectomy for Early Gastric Cancer  
[Hee Seok Moon](#), Joo Seok Kim, Sun Hyung Kang, Jae Kyu Sung, Hyun Yong Jeong and Jee Young Seol (Korea)
- PUG-03 Utility of Measurement EGJ Distensibility in Patients with Achalasia  
[Min Kang Seo](#) and Joo Young Cho (Korea)
- PUG-04 Magnifying Endoscopy with Narrow-Band Imaging for Gastric Heterotopic Pancreas  
[Moon Won Lee](#), Gwang Ha Kim, Chae Chul Byung, Sang Gyu Park, Bong Eun Lee, Dong Hoon Beak and Geun Am Song (Korea)
- PUG-05 Upper GI Bleeding Caused by Brunner's Gland Adenoma: A Case Report  
[Nader Bekheet](#) (Egypt)
- PUG-06 The Management of Gastric Malt Lymphoma  
[Byung Sam Park](#), Si Hyung Lee, Joon Hyun Cho, Sung Bum Kim, Kook Hyun Kim, Byung Ik Jang and Tae Nyeun Kim (Korea)
- PUG-07 *Helicobacter Pylori* Eradication Rate of Levofloxacin-Based Therapy As Third-Line Therapy  
[Min Kyu Kang](#), Si Hyung Lee, Sung Bum Kim, Sung Bum Kim, Kook Hyun Kim, Byung Ik Jang and Tae Nyeun Kim (Korea)
-  PUG-08 Three-Year Interval for Endoscopic Screening May Reduce the Mortality in Patients with Gastric Cancer  
[Sang Il Choi](#), Boram Park, Jungnam Joo, Young-Il Kim, Jong Yeul Lee, Chan Gyoo Kim, Il Ju Choi, Myeong-Cherl Kook and Soo-Jeong Cho (Korea)
- PUG-09 A Case of Early Stage Achalasia  
[So Hee Yun](#), Min a Yang, Jin Woong Cho, Yong Keun Cho, Ji Woong Kim, Gum Mo Jung and Young Jae Lee (Korea)
- PUG-10 Diverticulum in the Fourth Portion of Duodenum As a Cause of Upper Gastrointestinal Bleeding: A Case Report  
[Jiyeun Kim](#), Joong Goo Kwon, Eun Young Kim, Jin Tae Jung and Ho Gak Kim (Korea)
- PUG-11 Comparison of 10-Day Standard Triple Therapy and Levofloxacin Based Therapy for *Helicobacter Pylori* Eradication  
[Min Kyu Kang](#), Si Hyung Lee, Joon Hyun Cho, Sung Bum Kim, Kook Hyun Kim, Byung Ik Jang and Tae Nyeun Kim (Korea)
- PUG-12 Endosonographic Findings and the Natural Course of Chronic Gastric Anisakiasis: A Single-Center Experience  
[Bong Eun Lee](#), Gwang Ha Kim, Moon Won Lee, Eun Young Park, Weon Yil Song, Sukki Park, Dong Hoon Beak and Geun Am Song (Korea)
- PUG-13 Magnifying Endoscopy for Esophageal Ectopic Sebaceous Glands  
[Chul Byung Chae](#), Gwang Ha Kim, Dong Young Jeong, Byeong Kyu Park, Moon Won Lee, So Jeong Lee and Do Youn Park (Korea)
- PUG-14 A Case of Gastric Wall Abscess Treated by Unroofing Technique  
[Hangyong Song](#) and Gummo Jung (Korea)
- PUG-15 Consistency of Los Angeles Classification According to Insertion/withdrawal Phase of Esophagogastroduodenoscopy  
[Seung-Joo Nam](#), Sang Hoon Lee, Jin Myung Park, Sung Chul Park, Chang Don Kang and Sung Joon Lee (Korea)
- PUG-16 Characteristics of Synchronous Lesions after Endoscopic Submucosal Dissection of Gastric Epithelial Neoplasia  
[Cheol Woong Choi](#), Dae Hwan Kang, Hyung Wook Kim, Su Bum Park, Su Jin Kim, Hyeong Seok Nam and Dae Gon Ryu (Korea)



## POSTER PRESENTATION

- PUG-17 Comparison of Costs of Gastric Endoscopic Treatment before and after Korea National Health Insurance Coverage  
[Yong Hwan Ahn](#), Boon Joon Yang and Chang Kuk Park (Korea)
- PUG-18 Esomeprazole Dose-Related Healing of Artificial Ulcers after Endoscopic Submucosal Dissection  
Ji Hwan Ko, Dae Hwan Kang, Cheol Woong Choi, Hyung Wook Kim and [Su Jin Kim](#) (Korea)
- PUG-19 The Function of Interstitial Cells of Cajal on Gastric Slow Wave Patterns in Gastric Electrical Stimulation  
[Jung Min Lee](#), Bora Keum, Seong Ji Choi, Sehyun Jang, Han Jo Jeon, Seung Han Kim, Jae Min Lee, Hyuk Soon Choi, Eun Sun Kim, Yoon Tae Jeon, Hoon Jai Chun, Hong Sik Lee and Chang Duck Kim (Korea)
- PUG-20 Antral Peroral Endoscopic Myotomy Performed Simultaneously with Endoscopic Submucosal Dissection to Prevent Stricture  
[Jae-Sun Song](#) and Jin-Woong Cho (Korea)
-  PUG-21 Histologic Discrepancy between Endoscopic Forcep Biopsy and Resection in Superficial Esophageal Squamous Neoplasm  
[Sukki Park](#), Gwang Ha Kim, Sang Gyu Park, Bong Eun Lee, Geun Am Song, Young Joo Park, Moon Won Lee, Do Youn Park and So Jung Lee (Korea)
-  PUG-22 The Role of Periodontal Therapy on Recurrence Rate for Treatment *Helicobacter Pylori* Associated Gastritis  
[Taweesak Tongtawee](#) (Thailand)
- PUG-23 Prevalence of Oral *Helicobacter Pylori* and Its Virulence Gene in Symptomatic *H. pylori* Related Gastritis Patients: A Prospective Cross-Sectional Study in Thailand  
[Satita Sermsri](#) and Taweesak Tongtawee (Thailand)
- PUG-24 Role of Toll-Like Receptor 4 in Patients with *Helicobacter Pylori* Related Gastritis and Its Complication  
[Tanluck Potchanapong](#) and Taweesak Tongtawee (Thailand)
- PUG-25 Endoscopic Submucosal Dissection for Treatment of Early Gastrointestinal Cancer: Initial Results and Experience from a Single Institution in Vietnam  
[Doan Ky Thai](#), Tien Thinh Nguyen, Lam Tung Nguyen, Canh Binh Nguyen and Xuan Hung Trinh (Vietnam)
- PUG-26 Efficacy of Early Endoscopic Intervention in Restoration of Dysphagia in Patients with Lateral Medullary Infarction  
[Sun Hyung Kang](#), Joo Seok Kim, Jong Seok Joo, Hyuk Soo Eun, Eaum Seok Lee, Hee Seok Moon, Seok Hyun Kim, Jae Kyu Sung, Byung Seok Lee, Hyun Yong Jeong, Youngwook Kim, Min Kyun Sohn and Sung Ju Jee (Korea)
- PUG-27 Non-Invasive Assessment for High-Risk Esophageal Varices in Patients with B-Viral Liver Cirrhosis  
[Seung Hwan Shin](#), Seung Up Kim, Jun Yong Park, Do Young Kim, Sang Hoon Ahn, Kwang-Hyub Han and Beom Kyung Kim (Korea)
- PUG-28 Analysis of Clinical Characteristics and Prognosis of Mantle Cell Lymphoma with Gastrointestinal Involvement  
[Taehun Kwon](#), Hanhee Lee, Inseok Lee and Seokgoo Cho (Korea)
- PUG-29 Platelet Count Spleen Diameter Ratio to Predict Esophageal Varices in Mongolian Patients with Liver Cirrhosis  
[Nyam Biziya](#), Bayarmaa Nyamaa and Bolormaa Purev (Mongolia)
-  PUG-30 A Reduction in the Waist Is Associated with Resolution of Erosive Esophagitis: A Longitudinal Follow-Up Study  
[Ki Bae Bang](#), Hyun Deok Shin, Kwang Woo Nam, Jeong Eun Shin and Jung Ho Park (Korea)
- PUG-31 Comparative Study of ESD and Surgical Resection for Gastric SETs Originated from Muscularis Propria  
[Chang Beom Ryu](#), Moon Sung Lee and Jun Yong Bae (Korea)
- PUG-32 Clinical Submucosal Invasive Gastric Cancer: Is Surgery the Only Option?  
[Hyun Deok Lee](#), Hyunsoo Chung, Sang Gyun Kim, Jung Kim and Hyun Chae Jung (Korea)

## POSTER PRESENTATION



- PUG-33 Risk Factors of Metachronous Gastric Neoplasm Beyond Five Years after Endoscopic Resection for Early Gastric Cancer  
[Eunwoo Lee](#), Sang Gyun Kim, Jue Lie Kim, Jung Kim, Hyunsoo Chung and Hyun Chae Jung (Korea)
- PUG-34 Diagnostic and Therapeutic Role of Endoscopic Enucleation for Subepithelial Tumors Originating from Muscularis Propria  
[Eun Jung Ko](#), Byoung Wook Bang, Kye Sook Kwon, Yong Woon Shin and Hyungkil Kim (Korea)
- PUG-35 A Case of Progressive Dysphasia Caused by Cervical Osteophyte  
[Young-Jae Hwang](#), Ye Ji Kim and Seung Min Lee (Korea)
- PUG-36 Treatment of the Intramural Esophageal Abscess after Fish Bone Injury with Endoscopic Incision and Drainage  
[Ga-Yeong Shin](#) and Chul-Hyun Lim (Korea)
- PUG-37 C-Reactiveprotein for Simple Prediction of Mortality in Patients with Acute Non-Variceal Upper Gastrointestinal Bleeding  
[Ga-Yeong Shin](#), Yoon Gwon Mun, Jae Myung Park, Chul-Hyun Lim, Yu Kyung Cho and Yu Kyung Cho (Korea)
- PUG-38 Clinical Efficacy and Follow-Up Outcomes of Endoscopic Resection for EGC with LC; Comparison with EGC without LC  
[Jin Sung Koh](#), Moon Kyung Joo, Beom Jae Lee, Jong-Jae Park, Hoon Jae Chun and Sang Woo Lee (Korea)
- PUG-39 A Case of Gastric Bezoar in a Patient Presenting with Hematemesis and Small Bowel Obstruction  
[Se Hwan Yeo](#) and Chang Hun Yang (Korea)
- PUG-40 A Case of Inverted Cystic Tubulovillous Adenoma of Duodenum  
[Hyung Ku Chon](#), Keum Ha Choi and Tae Hyeon Kim (Korea)
-  PUG-41 Endoscopic Application of Autologous Platelet Rich Plasma on Gastric Ulcer after ESD: A Pilot Study  
[In Tae So](#) and Yu Jin Lee (Korea)
- PUG-42 The Effectiveness of Oral Phloroglucin As Premedication for Non-Sedative Esophagogastroduodenoscopy  
[Hye in Jung](#), Yoo Jin Lee, Jong Hwan Choi, In Tae So, Eun Sung Choi, Hyun Jik Lee, Ju Yup Lee, Kyung Sik Park and Kwang Bum Cho (Korea)
- PUG-43 Correlation of Healing Type of Gastric Ulceration and Recurrence in Gastric Neoplastic Lesions after ESD  
[Kuang Huei Chao](#), Jae Hwang Cha and Jin Seok Jang (Korea)
- PUG-44 Clinical Correlation between Serum Pepsinogen Level and Gastric Atrophy in the Gastric Neoplasm  
[Jong Yoon Lee](#), Jin Seok Jang and Jae Hwang Cha (Korea)
- PUG-45 The Efficacy of UI-EWD (nexpowder) in Upper GI Bleeding  
[Young-Hwa Kim](#), Don-Haeng Lee, Byoung-Wook Bang, Yong-Woon Shin, Hyungkil Kim and Kye-Sook Kwon (Korea)
-  PUG-46 A Prospective Multicenter RCT of CEGP-E101003 Spray Vs Epinephrine Inj. on Hemostasis&ulcer Healing in Cases of UGI Bleeding  
[Doo Hyun Ko](#), Byoung Wook Bang, Don Haeng Lee, Hyung Kil Kim, Kye Sook Kwon, Yong Woon Shin, Su Jin Hong and Jong Ho Moon (Korea)
- PUG-47 *Helicobacter Pylori* Resistance to Clarithromycin and Its Relationship to Gene Aspect in a High Prevalence City  
[Seung-Hee Han](#) and Jung-A Kim (Korea)
- PUG-48 Risk Factors of Gastric Neoplasm Associated to Gastric Atypical Epithelium  
[Hyunsoo Kim](#), Hanjun Ryu, Changkeun Park, Jaekwang Lee, Daejin Kim, Jaekwon Jung, Yunjin Chung, Minkyu Park and Jaechoon Kwon (Korea)
- PUG-49 Endoscopic Mucosectomy for Gastric Stasis Caused by Deformity of the Antrum  
[Hyun Jik Lee](#), Kwang Bum Cho, Tae Hyung Kwon, Wang Yong Choi, Ju Yup Lee, Yoo Jin Lee, Yoon Suk Lee, Kyung Sik Park, Byoung Kuk Jang, Woo Jin Chung and Jae Seok Hwang (Korea)
- PUG-50 Endoscopic Treatment of Esophageal Varices at Seoul Hospital in Mongolia  
[Bilguudei Batsuren](#) and Bolor Otgondemberel (Mongolia)

## POSTER PRESENTATION

- PUG-51 Useful SEMS Procedure for Afferent Loop Syndrome with Ascending Cholangitis Caused by Remnant Gastric Cancer  
[Hyewon Oh](#), Ra Ri Cha, Wan Soo Kim, Jin Joo Kim, Jae Min Lee, Sang Soo Lee and Hyun Jin Kim (Korea)
- PUG-52 Characteristics of Synchronous and Metachronous Multiple Gastric Tumors after Endoscopic Submucosal Dissection  
[So-Yeon Lee](#), Hyun Jik Lee, Yoo Jin Lee, Eun Soo Kim, Woo Jin Chung, Byoung Kuk Jang, Kyung Sik Park, Jae Seok Hwang and Kwang Bum Cho (Korea)
- PUG-53 Clinical Outcomes of Undifferentiated-Type Early Gastric Cancer between Endoscopic and Surgical Resection  
[Jung Kim](#), Sang Gyun Kim, Hyunsoo Chung, Hyun Chae Jung and Joo Hyun Lim (Korea)
- PUG-54 Prediction Model of Post-Endoscopic Submucosal Dissection Bleeding of Stomach Using Regression Tree Model  
[Yeon Hwa Choe](#), Jun Chul Park, Eun Joo Lee, Ha Yan Kim, Eun Hye Kim, Sung Kwan Shin, Sang Kil Lee and Yong Chan Lee (Korea)
- PUG-55 Can *Helicobacter Pylori* Eradication Affect Occurrence of Metachronous Gastric Tumor after Endoscopic Submucosal Dissection  
[Ki Young Lee](#) and Seong Hwan Kim (Korea)
- PUG-56 Case Report of Gastric Ulcers with Cytomegalovirus Infection in an Immune-Competent Patient  
[Tae Oh Kim](#), Ki-Nam Shim, Sang Yoon Kim, Ji Young Lim, A-Reum Choe, Chung Hyun Tae, Chang Mo Moon, Sung-Eun Kim, Hye-Kyung Jung and Sung-Ae Jung (Korea)
- PUG-57 Replacing the Percutaneous Endoscopic Gastrostomy with a Low Profile Gastrostomy Tube: Is It Always Straightforward?  
[Ankur Gupta](#) (India)
- PUG-58 Comparison of 10-Day Bismuth Quadruple Therapy with 14-Day Quadruple Therapy for Second-Line *Helicobacter Pylori* Therapy  
[Jae-Kwon Jung](#), Hyun-Soo Kim, Chang-Keun Park, Dae-Jin Kim, Yun-Jin Chung, Jae-Kwang Lee and Hanjun Ryu (Korea)
- PUG-59 Comparison of Endoscopic Submucosal Dissection and Surgery for the Treatment of Early Gastric Cancer  
[So-Yeon Lee](#), Hye in Jung, Ju Yup Lee, In Tae So, Jong Hwan Choi, Yoo Jin Lee, Hyun Jik Lee, Kwang Bum Cho, Kyung Sik Park, Seung Wan Ryu and Young Gil Son (Korea)
- PUG-60 Efficacy of S-Pantoprazole 10 mg in the Symptom Control of Non-Erosive Reflux Disease  
[Yu Kyung Cho](#), Myung-Gyu Choi, Young-Tae Bak, Poong-Lyul Rhee, Sang Gyun Kim, Hoon-Yong Jung and Sang Young Seol (Korea)
- PUG-61 'Esophageal Remodelling' after Peroral Endoscopic Myotomy (POEM) in Sigmoid Type Achalasia  
[Hong Jin Yoon](#), Jeung Eun Lee, Da Hyun Jung, Jun Chul Park and Hyojin Park (Korea)
-  PUG-62 Endoscopic Cold Biopsy Derived Immortal Esophageal Cancer Organoid - Mass Production  
[Su Youn Nam](#), Seung Jin Lee and Hee Jung Lim (Korea)
- PUG-63 Endoscopic Manifestation and Value of Endoscopic Biopsy by Mucosal Incision for Upper GI Submucosal Tumors  
Tuan Kieu Van, Truong Nguyen Manh, Giang Do Anh, Ngoc Pham Thi Van, [Duong Nguyen Anh](#), Hung Tran Viet, Huong Dinh Thi Quynh and Tuyen Nguyen Van (Vietnam)
- PUG-64 Endoscopic Band Ligation Therapy for Mallory-Weiss Syndrome with Active Bleeding  
[Young Mo Kang](#), Jeong Seop Moon, Jong Hyun Choi, Jee Hyun Park, Soo Hyung Ryu, Tae Young Park and You Sun Kim (Korea)
-  PUG-65 Comparison of Adrenalin Injection Combined Hemoclip with Hemoclip Alone in High-Risk Bleeding Peptic Ulcers Treatment  
[Nguyen Thi Thu Huyen](#), Nguyen Tien Dung, Bui Thu Huong and Pham Kim Lien (Vietnam)
- PUG-66 Evaluate the Result of Endoscopic Dilatation of Benign Esophageal Anastomosis Stricture at Viet Duc Hospital  
[Pham Thi Viet Ngoc](#), Do Trong Khieu and Chu Nhat Minh (Vietnam)
- PUG-67 Comparison of Peroral Endoscopic Myotomy between De-Novo Achalasia and Prior Treatment Failure Achalasia  
[Eunju Jeong](#), Min Kang Seo, Eunju Kim, In Kyung Yoo, Won Hee Kim, Sung Pyo Hong and Joo Young Cho (Korea)

## POSTER PRESENTATION

-  PUG-68 Endoscopic Radiofrequency Treatment for Gastroesophageal Reflux Disease  
[Ekrem Aslan](#), Mahmut Gokhan Teker and Cengiz Pata (Turkey)
- PUG-69 Gastric Cancer during Pregnancy: Case Report  
[Muge Ustaoglu](#) and Tulay Bakir (Turkey)
-  PUG-70 Correlation of Vilus Atrophy with TTGA Levels in Dyspeptic Patients of Quetta  
[Muhammad Sadiq Achakzai](#), Muhammad Samsoor Zarak, Hamaiyal Sana, Zara Arshad, Aurangzeb Baloch and Khushhal Khan (Pakistan)
- PUG-71 Phytobezoars Removal with a Simple and Cost-Effective Method: Report of 97 Cases  
Tuan Kieu Van, Giang Do Anh, Hung Tran Viet, Ngoc Pham Thi Van and [Duong Nguyen Anh](#) (Vietnam)
- PUG-72 Jejunal Diverticulitis with Hemorrhage: A Case Report  
[Minkyu Park](#), Yunjin Chung and Haechang Cho (Korea)
- PUG-73 Clinical and Demographic Features of Gastric Crypt Dysplasia  
Jeong Seop Moon, Young Mo Kang, Jong Hyun Choi, Tae Young Park, Soo Hyung Ryu, You Sun Kim and [Jee Hyun Park](#) (Korea)
- PUG-74 Importance of Endoscopy in Evaluating Upper Gastrointestinal Lesions: An Experience in Sahodar Hospital of Rural Nepal  
[Shiva Srima](#) (Nepal)
- PUG-75 Which Patient Should Be Recommended for Surgery after Non-Curative Resection?  
[Hye Jin Kang](#), Hyunsoo Chung, Sang Gyun Kim and Hyun Chae Jung (Korea)
- PUG-76 Peroral Endoscopic Myotomy in Type III Achalasia: Case Report  
[Muge Ustaoglu](#) (Turkey), Joo Young Cho and In Kyung Yoo (Korea)
- PUG-77 Clinical Characteristics and Outcomes after POEM in Achalasia with Normal Integrated Relaxation Pressure  
[Sun Hwa Kim](#), Won Hee Kim, Seoung Pyo Hong, In Kyung Yoo and Joo Young Cho (Korea)
- PUG-78 Upper GI Endoscopy : An Experience in Korea Nepal Friendship Hospital  
[Dipendra Kumar Raushan](#) (Nepal)

## Lower GI

- PLG-01 The Efficacy of Cap-Assisted Colonoscopy Versus Standard Colonoscopy: A Prospective Randomized Case Control Study  
[Raiza Geires Bondoc](#), Marjorie Fragante, Katrina Jewel Cham, Lord Byron Corral, Alexand Er Uy and Evan Ong (Philippines)
- PLG-02 Factors Affecting the Characteristics of Advanced Colorectal Adenoma  
Sung Chul Park, Chang Don Kang, Dae Hee Choi, Seung-Joo Nam, Jin Myung Park, Tae Suk Kim, Min Jong Lee, Myung Ho Kang, Min Jeong Kim, Sung Joon Lee and [Sang Hoon Lee](#) (Korea)
- PLG-03 Features ESD Lesions in the Colon  
[Dmitrii Mtvralashvili](#), Likutov Aleksey and Iugai Oleg (Russian Federation)
- PLG-04 Serrated Adenoma of the Colon: Diagnosis and Treatment  
[Oleg Iugai](#), Vladimir Veselov, Ekaterina Merkulova, Olga Mainovskaya, Victor Veselov and and Andrey Nechipai (Russian Federation)
-  PLG-05 Diagnostic Accuracy of a Fluorescence-Labeled Peptide Marker for Sessile Serrated Adenomas: *Ex vivo* Human Study  
[Dong-Hoon Yang](#), Eun-Ju Do, Sang Mun Bae, Dong-Jun Bae, Jinmyoung Joo, Sang-Yeob Kim, Sung Wook Hwang, Jeong Hoon Lee, Young Soo Park, Seung-Mo Hong and Seung-Jae Myung (Korea)
- PLG-06 Higher Risk of Interval Cancer in the Summer for Fit Screening  
[Jun Ki Min](#), Jae Myung Cha, Mina Suh, Min Seob Kwak, Na Young Sung, Kui Son Choi, Boyoung Park, Jae Kwan Jun, Sng-Hyun Hwang, Do-Hoon Lee, Byung Chang Kim, You Kyoung Lee and Dong Soo Han (Korea)

## POSTER PRESENTATION

- PLG-07 The Risk for Colorectal Adenoma Is Associated with Liver Fibrosis in Patients with Non-Alcoholic Fatty Liver Disease  
[Min Cheol Kim](#), Joon Hyun Cho, Sung Bum Kim, Kook Hyun Kim, Si Hyung Lee, Byung Ik Jang and Tae Nyeun Kim (Korea)
- PLG-08 Is Early Gastric Cancer or Gastric Adenoma a Risk Factor for Colorectal Cancer?  
[Young-Min Lee](#), Jun Lee, Jun-Hyung Lee, Young-Dae Kim and Man-Woo Kim (Korea)
- PLG-09 Is Preoperative Work-Up Colonoscopy Necessary for Patient with Gastric Cancer?  
[Hee Chan Yang](#), Chang Hun Lee, Sung Kyun Yim, Seung Yeon Ryu, Myoung Soo Ha, Gyun Seop Lim, Seung Young Seo, Soo Teik Lee and Sang Wook Kim (Korea)
- PLG-10 The Association of Cigarette Smoking and Alcohol Consumption with Sessile Serrated Adenoma in 30-49 Year-Old Subjects  
Soo Min Noh, Ji Young Lee, [Eun Hye Oh](#), Hye-Sook Chang, Tae Hyup Kim, Eun Ju Chung, Hye Won Park, Jong-Soo Lee, Sun Mi Lee, Dong-Hoon Yang, Jaewon Choe and Jeong-Sik Byeon (Korea)
- PLG-11 Alcohol Consumption Is Associated with the Risk of Developing Colorectal Neoplasia: Propensity Score Matching Analysis  
[Young Joo Yang](#), Chang Seok Bang, Suk Pyo Shin, Ki Tae Suk, Gwang Ho Baik and Dong Joon Kim (Korea)
- PLG-12 Clinical Significance and Safety of Colonoscopy in Elderly Patients  
[Soo Yeong Kwak](#), Byung Ik Jang, Joon Hyun Cho, Sung Bum Kim, Kook Hyun Kim, Si Hyung Lee and Tae Nyeun Kim (Korea)
- PLG-13 Characteristics of Colonoscopic Findings of Lower Gastrointestinal Bleeding in Patients with Chronic Kidney Disease  
[You Sun Kim](#), Young Mo Kang, Kyung Jin Lee, Ho Suk Koo, Ji Hyun Park, Jong Hyun Choi, Tae Young Park and Jeong Seop Moon (Korea)
-  PLG-14 Computer-Aided Diagnosis of Colorectal Tumor Histology  
[Eun Mi Song](#), Chun-Ae Ha, Sung Wook Hwang, Sang Hyoung Park, Dong-Hoon Yang, Byong Duk Ye, Seung-Jae Myung, Suk-Kyun Yang, Beom Hee Park, Nam Kug Kim, Joon Beom Seo and Jeong-Sik Byeon (Korea)
- PLG-15 Automated Polyp Detection System in Colonoscopy Using Artificial Intelligence  
[Eun Mi Song](#), Chun-Ae Ha, Sung Wook Hwang, Sang Hyoung Park, Dong-Hoon Yang, Byong Duk Ye, Seung-Jae Myung, Suk-Kyun Yang, Beom Hee Park, Nam Kug Kim, Joon Beom Seo and Jeong-Sik Byeon (Korea)
- PLG-16 The Clinical Significance of Colonoscopy in the Patients with CT-Diagnosed Acute Diverticulitis  
[Min Cheol Kim](#), Joon Hyun Cho, Sung Bum Kim, Kook Hyun Kim, Si Hyung Lee, Byung Ik Jang and Tae Nyeun Kim (Korea)
- PLG-17 Detection of Diverticular Disease. CT or Colonoscopy  
[Bayasgalan Luvsandagva](#), Battulga Adiyasuren, Narantsatsralt Jalbuu, Namsrai Renchinsengee, Ariunaa S, Bolor Otgondemberel, Bilgudei B and Davaadorj Duger (Mongolia)
-  PLG-18 Oral Sulfate Solution in Obese Patients As Preparation for Colonoscopy: A Prospective, Multicenter, Noninferiority Trial  
[Hyun Seok Lee](#), Eun Young Kim, Eun Soo Kim, Sung Kook Kim, Yoo Jin Lee, Hyun Jik Lee, Byung Ik Jang, Kyeong Ok Kim, Daejin Kim, Chang Heon Yang, Yeo Se Hwan and Yong Gil Kim (Korea)
- PLG-19 Comparison between an Oral Sulfate Solution and a Polyethylene Glycol + Ascorbic Acid for Bowel Preparation  
[Yu Hyun Nam](#), Han Hee Lee, Chul-Hyun Lim, Yu Kyung Cho, Jae Myung Park, Bo-In Lee, Young-Seok Cho, In Seok Lee and Myung-Gyu Choi (Korea)
- PLG-20 Comparison of Ottawa and Boston Bowel Preparation Scales for Adenoma Detection Rate  
[Jong Hwan Choi](#), Yoo Jin Lee, Ju Yup Lee, Hyun Jik Lee, Kwang Bum Cho, Kyung Sik Park, Byoung Kuk Jang, Woo Jin Chung and Jae Seok Hwang (Korea)
- PLG-21 Usefulness of Serum Electrolyte Examination after Mechanical Bowel Preparation for Colonoscopy  
[Nattawut Keeratibharat](#) and Taweesak Tongtawee (Thailand)
- PLG-22 The Effect of Educational Video Clip Sending by Smartphone Mobile Messenger on Bowel Preparation before Colonoscopy  
[Jae Hyun Kim](#), Sung Chan Jeon, Hye Jung Kwon, Youn Jung Choi, Won Moon and Seun Ja Park (Korea)

-  **PLG-23** Role of Video Aids on the Quality of Bowel Preparation for Screening Colonoscopy  
[Chittree Pandhusoponsawasdi](#) and Taweesak Tongtawee (Thailand)
-  **PLG-24** The Efficacy and Safety of Etomidate-Midazolam for Screening Colonoscopy: A Prospective, Randomized Controlled Trial  
[Jung Min Lee](#), Seong Ji Choi, Han Jo Jeon, Sehyun Jang, Seung Han Kim, Jae Min Lee, Hyuk Soon Choi, Eun Sun Kim, Bora Keum, Yoon Tae Jeon, Hoon Jai Chun, Hong Sik Lee and Chang Duck Kim (Korea)
- PLG-25** A Comparative Study between Etomidate and Propofol Sedation in Elderly  
Eun Sun Kim, [Han Jo Jeon](#), Se Hyun Jang, Sang Hoon Kim, Sang Hoon Kim, Seong Ji Choi, Jung Min Lee, Seung Han Kim, Jae Min Lee, Hyuk Soon Choi, Bora Keum, Yoon Tae Jeon, Hoon Jai Chun, Hong Sik Lee and Chang Duck Kim (Korea)
- PLG-26** Comparison of the Efficacy of Thin Wire with Thick Wire Mini-Snare in Cold Snare Polypectomy for Small Colorectal Polyps  
[Su Jung Han](#), Yunho Jung, Ah-Reum Chun, Soon Auck Hong, Il-Kwun Chung, Young Sin Cho, Jae Kook Yang, Tae Hoon Lee, Sang-Heum Park, Young Hwangbo and Sun-Joo Kim (Korea)
- PLG-27** Hot Snare Polypectomy with or without submucosal Injection for Small Colorectal Polyps: A Randomized Controlled Trial  
[Seonyeong Hwang](#), Myung-Gyu Choi, Jae Myung Park, Jin Su Kim, Joon Sung Kim, Hyo Joo Ham, Woo Hyun Kim, Min Ah Kim, Sun-Young Jun, Sung Hak Lee and Bo-In Lee (Korea)
-  **PLG-28** Tip-In Endoscopic Mucosal Resection Versus Endoscopic Submucosal Dissection for Colorectal Lateral Spreading Tumors  
[Hae Won Kim](#), Bong Min Ko, Hyeon Jeong Goong, Yun Ho Jung, Seong Ran Jeon, Hyun Gun Kim, Jin Oh Kim and Moon Sung Lee (Korea)
- PLG-29** ESD of Large Colorectal Tumors by a 'Flap with Clip Method' for Tumor Extraction; Single Tertiary Center Experience  
[Kyu Hyung Kim](#), Bong Min Ko, Hyeon Jeong Goong, Haewon Kim, Yun Ho Jung, Seong Ran Jeon, Hyun Gun Kim, Jin Oh Kim and Moon Sung Lee (Korea)
- PLG-30** Clinical Effectiveness and Safety of Endoscopic Mucosal Resection in Elderly Patients  
[Kyoung Min Sohn](#), Kyung Hoon Rhee, Hyuk Soo Choi, Jung Hee Kwon, Min Wook Jung, Young Seok Kwon, Kyu Un Choi, Eun Young Ze, Choon Sik Cheong and Dong Geun Lee (Korea)
- PLG-31** Risk Factors for Delayed Post-Polypectomy Bleeding Despite Prophylactic Clipping  
[Younghee Choe](#), Young-Seok Cho, Sol Mi Huo, Hyun Ho Choi, Han Hee Lee, Chul-Hyun Lim, Jinsu Kim, Yu Kyung Cho, Jae Myung Park, Bo-In Lee, In Seok Lee and Myung-Gyu Choi (Korea)
- PLG-32** Risk of Electrocoagulation Syndrome after Endoscopic Submucosal Dissection in the Colon and Rectum, Large Cohort Study  
[Jinwoo Kim](#), Jun Lee, Seong-Jung Kim, Joo-Yeon Cho and Chan-Guk Park (Korea)
-  **PLG-33** A Risk Scoring Model for the Prediction of Delayed Bleeding after Colorectal Endoscopic Submucosal Dissection  
[Nam Seok Ham](#), Myeongsook Seo, Eun Mi Song, Jin Woong Cho, Young Jae Lee, Bo-In Lee, Jin Su Kim, Seong Woo Jeon, Hyun Joo Jang, Dong-Hoon Yang, Byong Duk Ye and Jeong-Sik Byeon (Korea)
- PLG-34** Clinical Outcomes of Indeterminate or Positive Lateral Margin after Complete Resection in Large, Flat Colorectal Polyps  
[Hyung Wook Kim](#), Su Bum Park, Cheol Woong Choi, Dae Hwan Kim, Su Jin Kim, Hyeong Seok Nam and Dae Gon Ryu (Korea)
- PLG-35** Long-Term Outcomes of Laterally Spreading Tumors after Endoscopic Resection with a Positive Lateral Margin  
[Eun Young Park](#), Dong Hoon Baek, Geun Am Song, Bong Eun Lee, In Sub Han, Joon Woo Park and Chulbyung Chae (Korea)
-  **PLG-36** Long-Term Outcomes after Endoscopic Versus Surgical Resection of T1 Colorectal Carcinoma  
[Hyeong Han Lee](#), Young-Seok Cho, Han Hee Lee, Chul-Hyun Lim, Jinsu Kim, Bo-In Lee and Myung-Gyu Choi (Korea)
- PLG-37** Long-Term Clinical Outcomes after Endoscopic Submucosal Dissection (ESD) and Hybrid ESD for Colorectal Neoplasia  
[Jeongseok Kim](#), Dong-Uk Kang, Eun-Mi Song, Sung-Wook Hwang, Dong-Hoon Yang, Byong Duk Ye, Seung-Jae Myung, Suk-Kyun Yang and Jeong-Sik Byeon (Korea)

## POSTER PRESENTATION

- PLG-38 Long Term Outcomes after Endoscopic Submucosal Dissection for Colorectal Neoplasia  
[Hyeon Jeong Goong](#), Hae Won Kim, Bong Min Ko and Moon Sung Lee (Korea)
- PLG-39 Clinical Outcome of Colorectal Neoplasm in Colonoscopic Surveillance of Endoscopically Treated Early Colorectal Cancer  
[Young Joo Yang](#), Ji Taek Hong, Suk Pyo Shin, Chang Seok Bang, Ki Tae Suk, Gwang Ho Baik and Dong Joon Kim (Korea)
- PLG-40 Endoscopic Submucosal Dissection for Colorectal Tumors: Long-Term Outcomes  
[Eun-Jung Lee](#), Jae Bum Lee, Mi-Jung Kim, Do Sun Kim, Doo Han Lee, Doo Seok Lee and Eui Gon Youk (Korea)
- PLG-41 Clinical Significance of Microsatellite Instability in Female Patients with Right-Sided Colorectal Cancer  
[Do Hyeong Lee](#), Jae Hyun Kim, Ji Hun Choi, Hye Jung Kwon, Youn Jung Choi and Seun Ja Park (Korea)
- PLG-42 The Efficacy and Safety of Argon Plasma Coagulation in Radiation Colitis: A One-Center Experience  
[Saskia Nursyirwan](#), Virly Muzellina, Rabbinu Pribadi, Amanda Utari, Hasan Maulahela, Kaka Renaldi, Achmad Fauzi, Ari Syam, Murdani Abdullah, Dadang Makmun and Marcellus Simadibrata (Indonesia)
- PLG-43 Radiation Proctitis and Argon Plasma Coagulation Therapy  
[Narmandakh Bayarjargal](#) (Mongolia)
- PLG-44 Clinical Significance of Change in Endoscopic Findings for Rectal Cancer after Concurrent Chemoradiation Therapy  
[Seun Ja Park](#), Ji Hun Choi, Jae Hyun Kim, Won Moon, Hye Jung Kwon and Youn Jung Choi (Korea)
- PLG-45 Clinical Outcomes and Patients' Satisfaction for Novel Patient Referral System Called 'Same-Day Polypectomy'  
[Seung Yong Shin](#), Jae Jun Park, Young Hoon Yoon, Jie-Hyun Kim, Da Hyun Jung and Hyojin Park (Korea)
- PLG-46 Capsule Endoscopy in the Diagnosis of Intestine and Colon Diseases  
[Aleksei Likutov](#), Dmitrii Mtvralashvili and Oleg Iugai (Russian Federation)
- PLG-47 Clinical Features and Treatment Outcomes of the Patients with Small Bowel Bleeding  
Ekaterina Ivanova, Evgeny Fedorov, [Ekaterina Tikhomirova](#) and Denis Seleznev (Russian Federation)
- PLG-48 Prevalence of Inflammatory Bowel Disease and Endoscopic Diagnosis Accuracy  
[Namsrai Renchinsengee](#), Battulga Adiyasuren, Narantsatsralt Jalbuu, Bayasgalan Luvsandagva, Tuvshinzaya Delegsuren, Bolor Otgondemberel, Bilgudei B and Davaadorj Duger (Mongolia)
- PLG-49 Factors Associated with Inflammatory Bowel Disease in Patients with Suspected Computed Tomographic Findings  
[Min Kyu Kang](#), Sung Bum Kim, Si Hyung Lee, Joon Hyun Cho, Kook Hyun Kim, Byung Ik Jang and Tae Nyeun Kim (Korea)
- PLG-50 Association between Sarcopenia and Non-Alcoholic Fatty Liver Disease in Patients with Inflammatory Bowel Disease  
[Ho Chul Jung](#), Byung Ik Jang, Joon Hyun Cho, Sung Bum Kim, Kook Hyun Kim, Si Hyung Lee and Tae Nyeun Kim (Korea)
- PLG-51 Risk Factors Associated with Complicated Behavior Occurrence in Pediatric Crohn's Disease  
[Hyun Jin Kim](#), Kyung Mo Kim and Seak Hee Oh (Korea)
- PLG-52 Characteristics of Acute Severe Lower Gastrointestinal Bleeding in Patients with Crohn's Disease  
[So Yeong Kim](#) and Byung Ik Jang (Korea)
- PLG-53 Fecal Microbiota Transplantation in Mild to Moderate Ulcerative Colitis Fails to Attain Endoscopic Remission or Response  
[Ajinkya Sonambekar](#) and Devendra Desai (India)
- PLG-54 Prevalence and Risk Factors for Crohn's Disease Related Hospitalization  
[Insub Han](#), Donghoon Baek, Weonyil Song, Sukki Park, Eunyong Park, Moonwon Lee, Gwangha Kim and Geunam Song (Korea)
- PLG-55 Factors Associated with Positive Fecal Calprotectin in Ulcerative Colitis Patients with Complete Mucosal Healing  
[Su Bum Park](#), Hyung Wook Kim, Dae Hwan Kang, Cheol Woong Choi, Su Jin Kim, Hyeong Seok Nam and Dae Gon Ryu (Korea)

## POSTER PRESENTATION



- PLG-56 Endoscopic Remission in Pediatric-Onset Crohn's Disease Patients Can Be Predicted by Fecal Calprotectin  
[Ben Kang](#), Yon Ho Choe, Seung Kim, Hong Koh, Hyo-Jeong Jang and Byung-Ho Choe (Korea)
-  PLG-57 Endoscopic Ultrasonography As a Diagnostic Tool for the Evaluation of Suspected Rectal Subepithelial Lesion  
[Eui Jung Kim](#), Ji Yoon Kim, Ji Yeun Kim, Jin Tae Jung, Joong Goo Kwon and Eun Young Kim (Korea)
- PLG-58 The Role of CTC in Patients with Colorectal Cancer for Early Diagnosis and Prognostic Biomarker: A Prospective Study  
[Donghoon Baek](#), Gwangha Kim, Geunam Song, Bongun Lee, Donguk Kim, Insub Han and Eunyong Park (Korea)
- PLG-59 Diagnosis of Hirschsprung's Disease in Children-Preliminary Evaluation of Novel Endoscopic Technique for Rectal Biopsy  
[Radhika Chavan](#), Zaheer Nabi, Upender Shava, Anuradha Shekharan and D. Nageshwar Reddy (India)
- PLG-60 The Delta Neutrophil Index As a Prognostic Marker in Patients Who Underwent Emergent Abdominal Surgery  
[Dong Suk Kim](#), Jae Seung Soh, Hyun Lim and Ho Suk Kang (Korea)
- PLG-61 The Usefulness of Colonic Tattooing Using ICG According to Stage and Type of Laparoscopic Surgery  
[Jae Ho Park](#), Hee Seok Moon, In Sun Kwon, Seo Hee Lee, Ju Seok Kim, Sun Hyung Kang, Eaum Seok Lee, Seok Hyun Kim, Jae Kyu Sung, Byung Seok Lee and Hyun Yong Jeong (Korea)
- PLG-62 Tuberculosis Mimicking Subepithelial Tumor in Ileocecal Valve: A Case Report  
[Eun Kyung Kang](#), Jung Woo Choi, Chang Min Lee, Hyun Chin Cho, Hong Jun Kim, Tae Hyo Kim, Woon Tae Jung, Ok-Jae Lee and Chang Yoon Ha (Korea)
- PLG-63 Unusual Complication of Ulcerative Colitis: Pyoderma Gangrenosum and Thromboembolic Events  
[Weon Yil Song](#), Dong Hoon Baek, Geun Am Song, In Sub Han, Eun Young Park and Sang Gyu Park (Korea)
- PLG-64 A Case of Secondary Systemic Amyloidosis Associated with Crohn's Disease  
[Jae Choon Kwon](#) and Yun Jin Chung (Korea)
- PLG-65 Azathioprine Induced Non-Cirrhotic Portal Hypertension in Crohn's Disease Patients: A Case Report  
[Minkyu Park](#), Jaekwang Lee, Hyunsoo Kim, Hanjun Ryu, Daejin Kim, Jaekwon Jung, Changkeun Park, Yunjin Chung and Jaechoon Kwon (Korea)
- PLG-66 Colonic Pseudolipomatosis; 7 Case Serial Reports  
[Umut Emre Aykut](#), Haluk Tark Kani, Rahmi Aslan, Feyza Gunduz, Yusuf Yilmaz, Osman Cavit Ozdogan, Medine Ozgur, Cigdem Celikel and Yesim Ozen Alahdab (Turkey)
- PLG-67 Unusual Case of Endoscopic Removal of Metal Pin after Nail Gun Shot  
[Min A Yang](#), Ji Woong Kim and So Hee Yun (Korea)
- PLG-68 A Case of Taeniasis Diagnosed by Small Bowel Series  
[Heung up Kim](#), Soo-Young Na, Sun-Jin Boo and Hyun Joo Song (Korea)
- PLG-69 Polypectomy of a Giant Solitary Juvenile Polyp with Detachable Snare in a 15-Month-Old Boy  
[Sungkeun Kim](#), Hyun Ho Choi, Young-Hoon Kim, Hyung-Keun Kim, Sang Woo Kim, Sung Soo Kim and Hiun-Suk Chae (Korea)
- PLG-70 A Case of Biliary Plastic Stent-Induced Colon Perforation  
[Jee-Sun Jeong](#), Sang-Woo Kim, Hyung-Keun Kim, Youn-Young Park, Seung-Taek Oh, Seung-Pyo Hong, Min-Woo Jung, Young-Ki Kim, Hyun-Ho Choi, Sung-Soo Kim and Hiun-Suk Chae (Korea)
- PLG-71 A Case of Gangrenous Appendicitis Presented after the Embolization of Massive Appendiceal Bleeding Site  
[Kyu Won Lee](#), Jae Kwang Kim, Tae Ho Kim, Jae Hyuck Chang, Chang Whan Kim and Sok Won Han (Korea)
- PLG-72 A Pair of Xiap Deficiency Monozygotic Twins  
[Soonchul Kim](#) (Korea)



## Pancreatobiliary

- PPB-01 Forward-Viewing Endoscope for ERCP in Patients with Billroth II Gastrectomy: A Systematic Review and Meta-Analysis  
[Tae Young Park](#), Chang Seok Bang, Sang Hyeon Choi, Young Joo Yang, Suk Pyo Shin, Ki Tae Suk, Gwang Ho Baik, Dong Joon Kim and Jai Hoon Yoon (Korea)
- PPB-02 Prediction of Successful Direct Cholangioscopic Biopsy with Mini-Foceps (spybite®) Via Spyglass DS® System in Indeterminate Biliary Stricture – A Single Medical Center Experience from Taiwan  
[Yao-Sheng Wang](#), Jhong-Han Wu, Jui-Wen Kang, Ying-Jung Wu, Wan-Chi Huang and Chiung-Yu Chen (Taiwan)
- PPB-03 Pattern of Post-ERCP Outcome and Complications of Obstructive Jaundice Patients  
[Chanchal Kumar Ghosh](#) (Bangladesh)
- PPB-04 A Rare Cause of Obscure Gastrointestinal Bleeding: Hemobilia Secondary to Pancreaticoduodenal Artery Pseudoaneurysm  
[Ji Yoon Kim](#), Jimin Han, Dong Wook Lee and Ho Gak Kim (Korea)
- PPB-05 Hemosuccus Pancreaticus Diagnosed with ERCP and IDUS  
[Wonsuk Park](#), Kyuhyun Paik, Gunyoung Nam and Jinah Ryu (Korea)
-  PPB-06 Efficacy of Endobiliary Radiofrequency Ablation for Malignant Distal Biliary Obstruction: Korean Multicenter Experience  
[Eui Joo Kim](#), Jae Hee Cho, Hyun Jong Choi, Seok Jeong, Young Koog Cheon and Se Woo Park (Korea)
- PPB-07 Comparisons Outcomes for High Dose Photodynamic Therapy  
[Eun Taek Park](#) (Korea)
- PPB-08 Preoperative Endobiliary Radiofrequency Ablation for Distal Extrahepatic Cholangiocarcinoma: A Clinicopathological Study  
[Eui Joo Kim](#), Dong Hae Chung, Yeon Suk Kim, Yeon Ho Park, Keon Kuk Kim and Jae Hee Cho (Korea)
- PPB-09 Thermal Ablation Is Effective for Recurrent Papillary Adenoma after Endoscopic Resection  
[Ki Bae Kim](#), Hyoung Woo Kim, Joung-Ho Han, Soon Mann Yoon, Hee Bok Chae, Seon Mee Park and Sei Jin Youn (Korea)
- PPB-10 Long-Term Outcomes and Recurrence of Bile Duct Stones Following Endoscopic Papillary Large Balloon Dilation: Single Center Study  
[Ho Chul Jung](#), Kook Hyun Kim, Joon Hyun Cho, Sung Bum Kim, Si Hyung Lee, Byung Ik Jang and Tae Nyeun Kim (Korea)
- PPB-11 A Spontaneously Fractured Uncovered Selfexpanding Duodenal Stent Was Successfully Fixed by Reinsertion of Uncovered SEMS  
[Ji Yeon Koo](#), Kook Hyun Kim, Sung Bum Kim and Tae Nyeun Kim (Korea)
- PPB-12 Primary Needle Knife Fistulotomy Would Decrease the Incidence of PEP Regardless of the Difference in Experience  
[Sung Yong Han](#), Dong Uk Kim, Dong Hoon Baek, Young Joo Park, Jeong Heo, Hyun Young Woo and Geun Am Song (Korea)
- PPB-13 Comparison of Long Term Recurrence of Bile Duct Stones According to Treatment Methods in Choledocholithiasis  
[Sung Bum Kim](#), Joon Hyun Cho, Kook Hyun Kim, Kyeong Ok Kim, Si Hyung Lee, Byung Ik Jang and Tae Nyeun Kim (Korea)
- PPB-14 A Case of Pancreatic Involvement of Extranodal NK/T Cell Lymphoma Originated from Testis  
[Jae Young Oh](#), Dong Wook Lee, Jimin Han and Ho Gak Kim (Korea)
- PPB-15 ERCP Related Perforations: Incidence, Risk Factors and Outcomes of Management; A Retrospective Study  
[Kamal R. Subedi](#), Oscar Ty Cabahug, Gentry A. Dee and Luis E. Abola (Nepal)
- PPB-16 Comparison of 20-Versus 22-Gauge EUS Core Needles for Histology-Based Diagnosis of Solid Pancreatic Masses  
[Seung Bae Yoon](#), In Seok Lee, Yu Kyung Cho, Eun Sun Jung and Myung-Gyu Choi (Korea)
- PPB-17 Incidence and Risk Factors of Post-ERCP Complications in Cebu Doctors' Hospital - A 5 Year Single Center Experience  
[Junmay Dacal](#), Enjel Gabriel, Charlie Avila and Tweety Pacaldo (Philippines)



- PPB-18 Factors Associated to Recurrent Common Bile Duct Stones in Patients with Previous History of Cholecystectomy  
[Dae Hwan Kang](#), Hyung Wook Kim, Cheol Woong Choi, Su Bum Park, Su Jin Kim, Hyeong Seok Nam and Dae Gon Ryu (Korea)
- PPB-19 The Usefulness of Modified Fully Covered Metal Stent of 12 mm-Diameter for Periampullary Malignant Biliary Strictures  
[Hyun Woo Lee](#), Jong Ho Moon, Hyun Jong Choi, Yun Nah Lee, Tae Hoon Lee, Sang-Woo Cha, Young Deok Cho and Sang Heum Park (Korea)
- PPB-20 Endoscopic Snare Papillectomy of Major Papillary Tumors, Experience of a Single Referral Center over a 7-Year Period  
Shunli Lv, Mengni Jiang, Hailing Tang, Yuan Yang, Feng Liu, Dong Wang, Zhaoshen Li and [Minmin Zhang](#) (China)
- PPB-21 Biliary Ascariasis  
[Sandar Win](#) (Myanmar)
- PPB-22 Management of Walled off Pancreatic Necrosis: Skin or Scope  
[Ujjwal Sonika](#), Ankush Pawar, Amol Dahale, Sundeep Saluja, Sanjeev Sachdeva and Siddharth Srivastava (India)
- PPB-23 CBD Stone Removal with Side-Viewing Endoscopy after Pancreatic Duct Stent Insertion Due to Periampullary Diverticulum  
[Jae Hyuck Jun](#), Young Seok Doh, Ji Woong Jang, Sae Hee Kim, Il Hyun Baik and Sung Hee Jung (Korea)
-  PPB-24 Periampullary Diverticulum and Choledocholithiasis - 6 Years ERCP Experience from a Referral Center  
[Rabindranath Eswaran](#), Venkateswaran A. R, Rajkumar Solomon, Ratnakar Kini, Kani Shaik Mohammad, Malarvizhi Murugesan, Thangavelu Pugazhendhi and Mohammad Ali (India)
- PPB-25 Endotherapy in Choledochal Cyst - A Tertiary Care Centre Experience in Southern India  
[Allwin James Dorairaj](#) and A R Venkateswaran (India)
- PPB-26 How Do I Improve ASGE Risk Stratification in the Patients with Suspected Choledocholithiasis?  
[Nitin Jagtap](#), Manu Tandan, Sundeep Lakhtakia, Rajesh Gupta, Mohan Ramchandani, Rakesh Kalapala and D Nageshwar Reddy (India)
- PPB-27 A Case of Common Bile Duct Stone by Cholecystectomy Suture Material  
[Young Ki Kim](#), Hyung-Keun Kim, Jee-Sun Jeong, Seung-Pyo Hong, Min-Woo Jung, Hyun Ho Choi, Sang Woo Kim, Hiun-Suk Chae and Sung Soo Kim (Korea)
- PPB-28 The Clinical Outcome of ERCP for Choledocholithiasis in ESRD Patients on the HD  
[Jongbeom Shin](#), Jin-Seok Park, Don Heaeng Lee and Seok Jeong (Korea)
- PPB-29 Biliary Self-Expandable Metal Stent-Induced Pseudoaneurysm Treated by Insertion of Covered Metal Stent  
[Seung-Pyo Hong](#), Hyung-Keun Kim, Min-Woo Jung, Young-Ki Kim, Jee-Sun Jeong, Hyun-Ho Choi, Sang-Woo Kim, Sung-Soo Kim and, Hiun-Suk Chae (Korea)
- PPB-30 A Case of Amiodarone Induced Hepatotoxicity with Hypothyroidism Misdiagnosed As Biliary Sepsis  
[Min-Woo Jung](#), Hiun-Suk Chae, Hyung-Keun Kim, Young-Ki Kim, Seung-Pyo Hong, Jee-Sun Jeong, Hyun-Ho Choi, Sang-Woo Kim and Sung-Soo Kim (Korea)
-  PPB-31 Technical Feasibility of EUS-Guided Hydrogel Injection into the Pancreatic Head-Duodenal Wall Interface in a Cadaver  
[Seong-Hun Kim](#) (Korea), Kai Ding, Avani Ra, Lauren Rosati, Amol Narang (USA) and Eun Ji Shin (Korea)
- PPB-32 Secondary-Choledocholithiasis in Obstructive Jaundice Patient Due to Choledochoduodenal-Fistula Stricture  
[Eka Surya Nugraha](#) and Muhammad Begawan Bestari (Indonesia)
- PPB-33 The Sequence of Brush Cytology and Intraductal Biopsy Do Not Affect the Diagnostic Yield in Biliary Stricture  
[Seung Young Seo](#), Hee Chan Yang, Sung Kyun Yim, Seong Hun Kim, In Hee Kim, Sang Wook Kim, Soo Teik Lee and Seung Ok Lee (Korea)
- PPB-34 The Development of Novel Tantalum Radiopaque Marker for Higher Visibility in Biliary Self-Expandable Metal Stent  
[Jeong Min Lee](#), Jin-Seok Park, Seok Jeong and Don Haeng Lee (Korea)

## POSTER PRESENTATION

- PPB-35 A Case of Therapeutic Endoscopic Ultrasound Guided Endoscopic Retrograde Cholangiopancreatography in Pregnancy  
[Jae Choon Kwon](#), Min Kyu Park, Jae Kwang Lee, Dae Jin Kim, Jae Kwon Jung, Chang Keun Park, Yun Jin Chung, Hyunsoo Kim, Han Jun Ryu (Korea)
- PPB-36 Usefulness and Complication of Needle Knife Fistulotomy for Rescue Therapy  
[Hyeong Seok Nam](#), Dae Hwan Kang, Hyung Wook Kim, Cheol Woong Choi, Su Bum Park, Su Jin Kim and Yong Jae Lee (Korea)
- PPB-37 Hemobilia and Obstructive Jaundice Caused by Portal Biliopathy; Treated by Full-Covered Self Expandable Metal Stent  
Young Min Kim, Kyu Hyung Han, Jong Wook Bae, Woo Hee Cho, Seok Bae Kim, [Sewon Kim](#) and Hong Ja Kim (Korea)
- PPB-38 Outcome of Emergency ERCP for Patients with Acute Cholangitis and Acute Biliary Pancreatitis Due to Choledocholithiasis  
[Xuan Quynh Nguyen](#), Canh Binh Nguyen, Tien Thinh Nguyen, Lam Tung Nguyen and Xuan Hung Trinh (Vietnam)
- PPB-39 Modified Fully Covered Self-Expandable Metal vs Plastic Stent for Preoperative Drainage of Malignant Biliary Obstruction  
[Dochang Moon](#), Jong Ho Moon, Hyun Jong Choi, Yun Nah Lee, Hyun Woo Lee, Tae Hoon Lee, Sang-Woo Cha, Young Deok Cho and Sang-Heum Park (Korea)
- PPB-40 Tolerability & Safety of Ad5-yCD/mutTKSR39rep-ADP with Chemotherapy in Locally Advanced Pancreatic Cancer: Phase 1 Trial  
[Jong-Chan Lee](#), Dong Woo Shin, Min Jae Kim, Se Yeol Yang and Jin Hyeok Hwang (Korea)
- PPB-41 Endoscopic Cystogastrostomy without Transpapillary Stenting Provides Long-Term Success for Pseudocyst/won  
[Soumya Jagannath Mahapatra](#), Sawan Bopanna, Rajan Dhingra, Rajesh Padhan, Virinder Kumar Bansal and Pramod Kumar Garg (India)
- PPB-42 Absence of Bile on Endoscopy As a Predictive Factor for Suppurative Cholangitis in Acute Calculous Cholangitis  
[Ki-Hyun Ryu](#), Young-Woo Choi, Chang-Bum Rim, Hoon-Sup Koo, Kyung-Ho Song, Sun-Moon Kim, Tae-Hee Lee, Kyu-Chan Huh and Young-Woo Kang (Korea)
- PPB-43 Role of Endotherapy Vs Surgery in the Management of Traumatic Pancreatic Injury - A Tertiary Center Experience  
[Thinakar Mani Balusamy](#), Venkateswarana R, Rajkumar Solomon, Malarvizhi M, Kani Sheikh M, Ratnakar Kini S, Sibithooran K, Bharath Narasimhan and Prem Kumar K (India)
- PPB-44 ERCP for Pancreatic Diseases - Experience in Our Tertiary Care Centre  
[Sibithooran Karmegan](#) (India)
-  PPB-45 Stent Patency According to the Chemotherapy in Patients with Pancreatic Cancer  
[Young Hoon Choi](#), Jinwoo Kang, Sang Hyub Lee, Min Su You, Bang Sup Shin, Woo Hyun Paik, Ji Kon Ryu and Yong-Tae Kim (Korea)
- PPB-46 Clinical Impact of Preoperative Relief of Jaundice Following ERCP in Determining Optimal Timing of Cholecystectomy  
[Kyu Hyun Paik](#), Woo Hyun Paik, Yong Chan Shin and Chul-Nam Kim (Korea)
- PPB-47 Kocaeli University Gastroenterology Department's Experience with Spyglassds : Preliminary Results from Ongoing Study  
Sadettin Hulagu, Goktug Sirin, [Hasan Yilmaz](#) and Ali Erkan Duman (Turkey)
- PPB-48 Histologic Features of Autoimmune Pancreatitis Revealed by Endoscopic Ultrasound-Guided Fine Needle (procore) Biopsy  
[Sun Mi Lee](#) and Chang Ohk Sung (Korea)
- PPB-49 Fully Covered Versus Partially Covered Self-Expandable Metal Stent in Patients with Malignant Distal Biliary Obstruction  
[Jae Keun Park](#), Jong Kyun Lee, Kyu Choi, Joo Kyung Park, Kwang Hyuck Lee and Kyu Taek Lee (Korea)
- PPB-50 Biliary Events with ERCP or Cholecystectomy during UDCA or Lipid Lowering Agents for Cholesterol Gallstones  
Ji Min Lee, [Chang Nyol Paik](#), Yeon-Ji Kim, Do Seon Song, Dae Bum Kim and Jin Mo Yang (Korea)

## POSTER PRESENTATION

- PPB-51 Endoscopic Ultrasonography Guided Fine Needle Aspiration in Pancreas Cystic Lesions with Worrisome Features  
[Jin Jeon](#), Chang Hwan Park, Eunae Cho, Jong Sun Rew, Sung Kyu Choi, Hyun Soo Kim, Sun Young Park, Chung Hwan Jun, Hyun A Cho and Ji Ho Seo (Korea)
- PPB-52 Risk Factors for Infectious Complications Associated with Self-Expandable Metal Stent Insertion for Biliary Obstruction  
[Hyun A Cho](#), Chang Hwan Park, Eun Ae Cho, Chung Hwan Jun, Sun Young Park, Hyun Soo Kim, Sung Kyu Choi and Jong Sun Rew (Korea)

## Others


-  POT-01 EUS-Guided Radiofrequency Ablation of Small Pancreatic Adenocarcinoma: A New Option for Patients Unfit for Surgery  
[Dario Ligresti](#), Michele Amata, Antonino Granata, Fabio Cipolletta, Luca Barresi, Mario Traina and Ilaria Tarantino (Italy)
- POT-02 Comparison of Diagnostic Performance of Two Needle Types during EUS-Guided FNA: Preliminary Results  
Chang-Uk Jeong, Sang Goon Shim and [Kwang Min Kim](#) (Korea)
-  POT-03 Comparison of Clinical Outcomes for EUS-Guided Drainage of Peripancreatic Fluid Collections: Plastic Stent vs. LAMS  
[Chang Min Cho](#), Ho Chul Shin, Seong Jae Yeo and Min Kyu Jung (Korea)
- POT-04 Outcomes of Endoscopic Ultrasound Guided Pancreatic Pseudocyst Drainage Using a Single 7F Double- Pigtail Plastic Stent  
[Tanyaporn Chantarajanasiri](#), Nonthalee Pausawasdi, Arunchai Chang and Yongyut Sirivatanauksorn (Thailand)
- POT-05 Pancreatic Metastasis from Adenocarcinoma of the Uterine Cervix  
[Jin Myung Park](#), Do Jun Kim, Ji Hyun Kim, Kilwoo Nam, Chang Don Kang, Sung Joon Lee, Kyoungyul Lee and Yong Hwan Jeon (Korea)
- POT-06 EUS-Guided Hepaticogastrostomy or Choledochoduodenostomy in Malignant Biliary Obstruction: Malaysian Perspective  
[Yu Peng Tan](#), Bahar Norhaniza and Tiong See Lee (Malaysia)
-  POT-07 The Role of Contrast-Enhanced EUS in Diagnosing Suspected Isoattenuating Pancreatic Cancer on Computed Tomography  
[Yeon Han Song](#), Jong Ho Moon, Yun Nah Lee, Hyun Jong Choi, Hyun Woo Lee, Tae Hoon Lee, Moon Han Choi, Tae Hee Lee, Sang-Woo Cha, Young Deok Cho, Sang-Heum Park and Seo-Youn Choi (Korea)
- POT-08 Comparison of Diagnostic Yield of Single Needle Pass and Multiple Needle Passes in Endoscopic Ultrasound Guided FNAC  
[Gaurav Kumar Gupta](#), Ankit Gupta, Amit Tanwar, Vijyant Tak, Mukesh Jain, Hemendra Bhardwaj and Sand eep Nijhawan (India)
- POT-09 Endoscopic Ultrasound Guided Parenchymal Liver Biopsy: A Systematic Review and Meta-Analysis  
[Bulent Baran](#) (Turkey), Santosh Kale and Nirav Thosani (USA)
- POT-10 Single-Session EUS-Guided FNA for a Histological Diagnosis of Suspicious Liver Metastases by Solid Pancreatic Masses  
[Yun Nah Lee](#), Jong Ho Moon, Hyun Jong Choi, Hyun Woo Lee, Hee Kyung Kim, Yeon Han Song, Tae Hoon Lee, Tae Hee Lee, Moon Han Choi, Sang-Woo Cha, Young Deok Cho and Sang-Heum Park (Korea)
- POT-11 Comparative Study of Three Different Fine Needle Biopsy Techniques in Suspecting Pancreas Malignancies  
[Ka Young Lee](#), Hyun Deuk Cho, Young Hwangbo, Jae Kook Yang, Su Jung Han, Hyun Jong Choi, Yun Nah Lee, Sang-Woo Cha, Jong Ho Moon, Young Deok Cho, Sang-Heum Park and Tae Hoon Lee (Korea)
- POT-12 Clinical Outcomes of EUS-Guided Ethanol Ablation Therapy for Solid Pancreatic Tumors  
[Jin Ho Choi](#), Min Su You, Bang Sup Shin, Young Hoon Choi, Woo Hyun Paik, Sang Hyub Lee, Ji Kon Ryu and Yong-Tae Kim (Korea)
- POT-13 Roles of EUS-Guided Choledochoduodenostomy in Patients with Benign and Malignant Distal Biliary Obstruction  
[Panida Piyachaturawat](#), Wiriaporn Riddititid, Pradermchai Kongkam and Rungsun Rerknimitr (Thailand)
- POT-14 Diagnosed with EUS Guided Biopsy with Primary Gastric Small Cell Carcinoma Presenting As Linitis Plastica  
[Ra Ri Cha](#), Wan Soo Kim, Jin Joo Kim, Jae Min Lee, Sang Soo Lee and Hyun Jin Kim (Korea)
- POT-15 Hierarchical Analysis of Factors Associated with T Staging of Gastric Cancer by EUS: Decision Tree Method  
[Jung Kim](#), Hyunsoo Chung, Sang Gyun Kim and Hyun Chae Jung (Korea)

## POSTER PRESENTATION

- POT-16 Safety and Adverse Events of EUS-Guided Ethanol Ablation for Pancreatic Cystic Lesions: A Single Center Experience  
[Min Su You](#), Sang Hyub Lee, Jin Ho Choi, Young Hoon Choi, Bang-Sup Shin, Woo Hyun Paik, Ji Kon Ryu and Yong-Tae Kim (Korea)
-  POT-17 A Prospective Trial of Confocal Endomicroscopy in Cystic Lesions of the Pancreas: The UK Concyst Study  
[Margaret Geri Keane](#), Daniela Badea, Natascha Wehnert, Giuseppe Kito Fusai, Douglas Thorburn, Kofi Oppong (UK), Andrej J Metz (Australia), Nicolas Carroll and Stephen P Pereira (UK)
- POT-18 Comparison of EUS Insertion Method: Standard vs. Balloon-Inflated  
[Jinwoo Kang](#), Sang Hyub Lee, Jae Woo Lee, Jun Hyuk Son, Young Hoon Choi, Jin Ho Choi, Woo Hyun Paik, Ji Kon Ryu and Yong-Tae Kim (Korea)
- POT-19 Proper Initial Approach of Palliative Biliary Drainage for Unresectable Malignant Hilar Obstruction  
[Bang-Sup Shin](#), Sang Hyub Lee, Jin Ho Choi, Young Hoon Choi, Woo Hyun Paik, Ji Kon Ryu, Yong-Tae Kim and Min Su You (Korea)
- POT-20 Gastric Mucosa-Associated Lymphoid Tissue Lymphoma Presenting As a Large Subepithelial Tumor  
[Tae Hoon Kim](#), Seong Taeg Kim, Soo-Young Na, Sun-Jin Boo, Hyun Joo Song and Heung Up Kim (Korea)
- POT-21 Comparing Endoscopic Suture Strength: Partial-Thickness Suture and Full -Thickness Suture  
[Seong Ji Choi](#), Hyuk Soon Choi, Seihoon Park, Sehyun Jang, Han Jo Chun, Jung Min Lee, Jae Min Lee, Seung Han Kim, Eun Sun Kim, Bora Keum, Yoon Tae Jeon, Hong Sik Lee, Hoon Jai Chun, Chang Duck Kim, Kiteak Hong and Yongnam Song (Korea)
- POT-22 Irreversible Electroporation for Apoptosis Induction on Gastrointestinal Tract: Detected by Multiphoton Microscopy  
[Se Hyun Jang](#), Hyuk Soon Choi, Ji Hyeong Kim, Sang Hoon Kim, Han Jo Jeon, Seong Ji Choi, Jung Min Lee, Seung Han Kim, Jae Min Lee, Eun Sun Kim, Bora Keum, Yoon Tae Jeon, Hong Sik Lee, Hoon Jai Chun and Chang Duck Kim (Korea)
-  POT-23 Feasibility of Novel Device for EUS-Guided Pancreatic Irreversible Electroporation : An Experimental Study  
[Sang Hoon Kim](#), Hong Sik Lee, Se Hyun Jang, Han Jo Jeon, Ji Hyeong Kim, Sung Ji Choi, Jung Min Lee, Jae Min Lee, Seung Han Kim, Hyuk Soon Choi, Eun Sun Kim, Bora Keum, Yoon Tae Jeon, Hoon Jai Chun and Chang Duck Kim (Korea)
- POT-24 Safety of Carbon Dioxide Insufflations during Endoscopic Submucosal Dissection for Gastric Epithelial Neoplasm  
[Shin Hee Kim](#), Su Jin Hong and Kyu Hyung Kim (Korea)
- POT-25 The Feasibility of Partially Covered Self-Expandable Metal Stent for the Benign Pyloric Stricture  
[Min Kyu Jung](#) (Korea)
- POT-26 Portal Hypertensive Vesiculopathy: A Rare Cause of Hematuria, and a Unique Management Strategy  
[Sahaj Rathi](#), Kalpesh Parmar, Ashish Khanna, Mukesh Gupta, S K Singh and Virendra Singh (India)
-  POT-27 Efficacy of a Multifunctional Snare (souten) for Precutting EMR and ESD  
[Shinji Yoshii](#) and Marina Kubo (Japan)
- POT-28 Minimally Invasive Gastric Stimulation Using Newly Developed Wireless Gastrostimulator: A Pilot Study  
[Seung Han Kim](#), Hoon Jai Chun, Seong Ji Choi, Jung Min Lee, Jae Min Lee, Hyuk Soon Choi, Eun Sun Kim, Bora Keum, Yoon Tae Jeon, Hong Sik Lee and Chang Duck Kim (Korea)
- POT-29 Endoscopic Subserosal Dissection of Gastric Tumor with Severe Fibrosis  
[Min A Yang](#), Jong Hwa Lee and Jin Woong Cho (Korea)
- POT-30 Clinical Feasibility of Novel External Attachment Device for Stent Insertion: An *in vivo* Animal Study  
[Seong Hyeon Lee](#), Su Young Kim, Yoon Jae Kim, Jae Hee Cho, Jun-Won Chung, Jung Ho Kim, Kyoung Oh Kim, Kwang an Kwon and Dong Kyun Park (Korea)
-  POT-31 Non-Invasive Evaluation of Esophageal Varices in Children with Extrahepatic Portal Hypertension  
[R. Yuldashev](#), M. Aliev, N. Kabulov, Sh. Shokhaydarov and J. Yodgorov (Uzbekistan)
- POT-32 A Novel Technique for Repositioning a Nasobiliary Catheter from Mouth to Nostril in ERCP  
[Jae Min Lee](#), Sanghoon Kim, Ji Hyeong Kim, Sehyun Jang, Han Jo Jeon, Seong Ji Choi, Jung Min Lee, Seung Han Kim, Hyuk Soon Choi, Eun Sun Kim, Bora Keum, Yoon Tae Jeon, Hong Sik Lee, Hoon Jai Chun and Chang Duck Kim (Korea)

## POSTER PRESENTATION

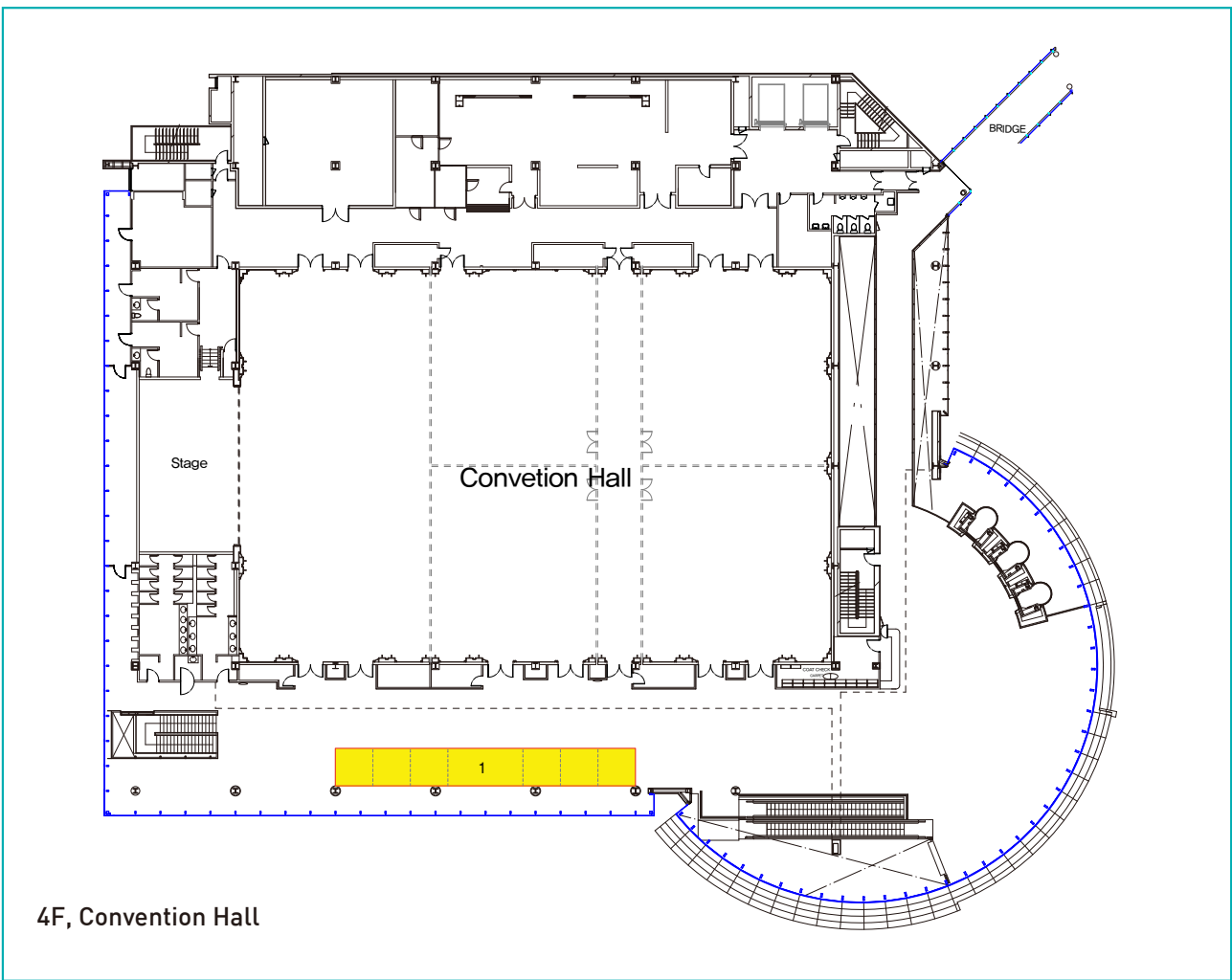


-  **POT-33** A Comparison Study with Endoscopic Robot Manipulator in ESD: Efficacy and Safety in Animal Model Study  
[Ji Hyeong Kim](#), Hyuk Soon Choi, Han Jo Jeon, Se Hyun Jang, Sang Hoon Kim, Seung Ji Choi, Jung Min Lee, Seung Han Kim, Jae Min Lee, Eun Sun Kim, Bora Keum, Yoon Tae Jeon, Hong Sik Lee, Hoon Jai Chun and Chang Duck Kim (Korea)
- POT-34** The Electrocautery-Enhanced Delivery System for EUS-Guided Drainage Using Lumen-Apposing Metal Stent: A Porcine Study  
[Jin-Yong Lee](#), Jong Ho Moon, Yun Nah Lee, Hyun Jong Choi, Hyun Woo Lee, Tae Hoon Lee, Moon Han Choi, Sang-Woo Cha, Young Deok Cho, Sang-Heum Park and Don Haeng Lee (Korea)
- POT-35** Learning Curve for Endoscopic Submucosal Dissection of Gastric Neoplasia  
[Young Yun Cho](#), Jun Hyung Cho, Seong Ran Jeon, Tae Hee Lee, Hyun Gun Kim, Jun Seok Park and So Young Jin (Korea)
- POT-36** EUS Anatomy of the Pancreatobiliary System in a Swine Model: The Wise Experience  
[Dario Ligresti](#) (Italy), Yu-Ting Kuo (Taiwan), Stefano Baraldo (Brazil), Radhika Chavan (India), Margaret Geri Keane (UK), Shaimaa Seleem (Egypt) and Dong-Wan Seo (Korea)
- POT-37** The Use of Histoacryl Glue for Bleeding Esophageal Varices in a 15-Month-Old Infant: A Case Report and Literature Review  
[Joy Kimberly Militante](#), Rebecca Castro and Melchor Chan (Philippines)
- POT-38** Endoscopic Characteristics of Upper Gastrointestinal Tract in Children with Extrahepatic Portal Hypertension  
M. Aliev, R. Yuldashev, G. Adilova, [J. Yodgorov](#) and Sh. Shokhaydarov (Uzbekistan)
- POT-39** Association of Proton Pump Inhibitors with Risk of Dementia: A Nationwide Population-Based Cohort Study  
[Joung-Ho Han](#), Seon Mee Park, Se Jin Youn and Ki Bae Kim (Korea)
- POT-40** Current *Helicobacter Pylori* Status in Myanmar  
[Linn Htet Oo](#) (Myanmar)
- POT-41** Esophageal Variceal Rebleeding in Filipino Cirrhotic Patients: A Five-Year Single Center Experience  
[Millicent Grace S Bombase](#) (Philippines)

# INDUSTRIAL EXHIBITION

All participants will have opportunity throughout the congress to visit the industrial exhibition.  
 The exhibition will be located at the Emerald Hall, Diamond Hall and Lobby (3F, 4F).

Exhibition Date & Time	June 30	09:00-17:00
	July 1	09:00-16:00

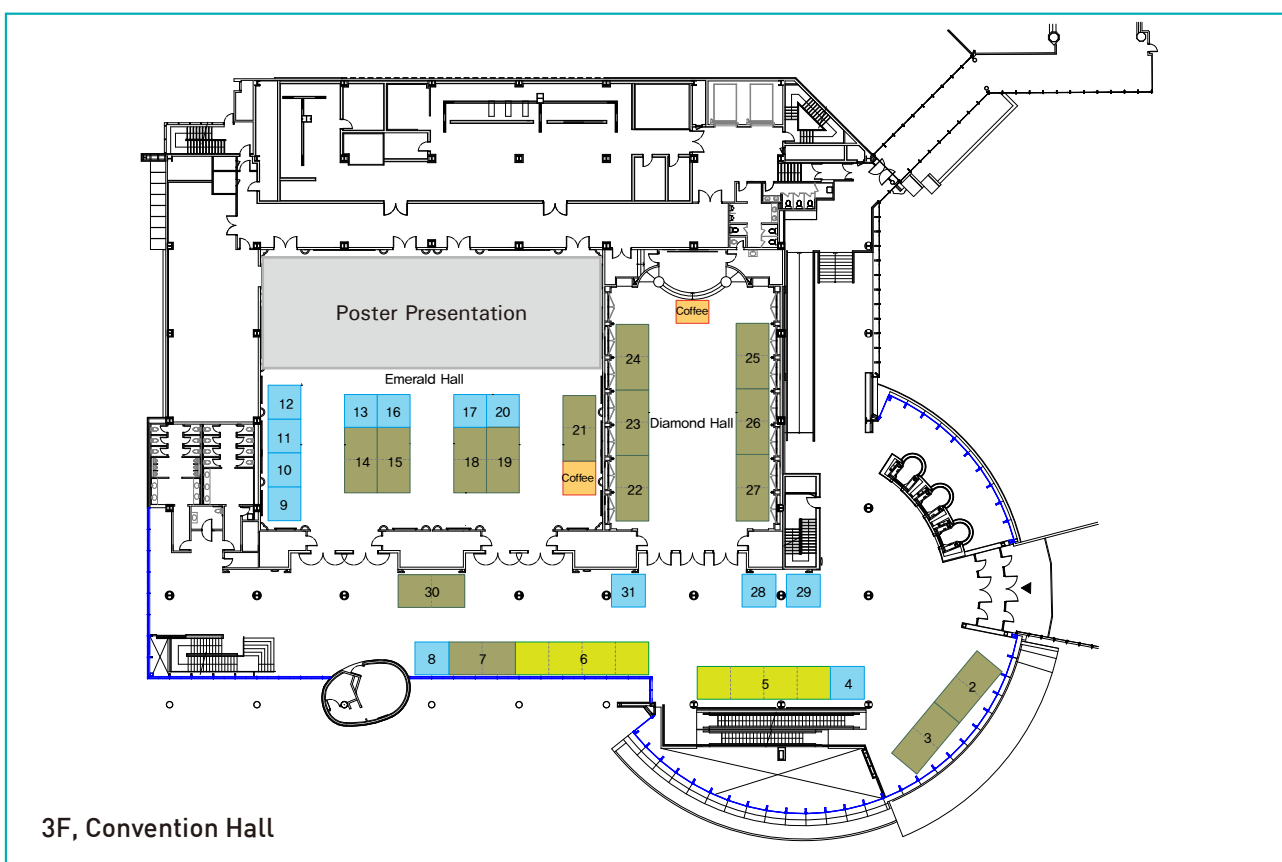


1 Chong Kun Dang

# INDUSTRIAL EXHIBITION

All participants will have opportunity throughout the congress to visit the industrial exhibition.  
The exhibition will be located at the Emerald Hall, Diamond Hall and Lobby (3F, 4F).

Exhibition Date & Time	June 30	09:00-17:00
	July 1	09:00-16:00



2	Samjin Pharm	12	Korea Otsuka Pharm	22	CJ HealthCare
3	Boston Scientific Korea Co., Ltd	13	Standard Sci-Tech Inc.	23	SK Chemicals
4	JW Pharmaceutical	14	Abbott Korea	24	Taewoong Medical Co.,Ltd
5	DAEWOONG PHARMACEUTICAL CO.,LTD	15	Korea United Pharm	25	ILYANG PHARM
6	Pentax Medical Korea	16	JIIN Commerce & Trading Co., Ltd	26	EVEMEDICAL
7	Eisai Korea	17	YUHAN	27	Hanmi Pharm. Co., Ltd
8	Cook Medical Korea Ltd	18	DAEWON PHARM	28	DAEHAN Medical book publishing, Inc
9	BORUNG Pharm.	19	Jeil Pharmaceutical Co.,Ltd	29	M.I.TECH
10	BUKWANG Pharm. Co., Ltd	20	Ahn-gook PHARM	30	Phambio Korea Co., Ltd.
11	Asian medical systems	21	Dong-A ST	31	Janssen Korea



## ACKNOWLEDGEMENT

## Platinum

## Chong Kun Dang Pharmaceutical Corp.



Company Name: Chong Kun Dang Pharmaceutical Corp.  
 Address: 8, Chungjeong-ro, Seodaemun-gu, Seoul, Korea  
 Tel: +82-2-2194-0300  
 Fax: +82-2-2194-0369  
 Website: www.ckdpharm.com

## Company or Product Introduction

Chong Kun Dang  
 "Better Life through Better Medicine Contributing to improved quality of life and public welfare by developing quality medicines "  
 Since the foundation, for the past 77 years, Chong Kun Dang only has developed pharmaceutical products of good quality based on the dignity of human lives. Chong Kun Dang has set up implementation of healthy society without diseases as the company ideology. This is the value that will never change as long as Chong Kun Dang exists as a pharmaceutical company.  
 Chong Kun Dang who has been playing a leading role in the Korean pharmaceutical industry will establish ourselves as a Korean leading pharmaceutical company and do our best to become Chong Kun Dang in the world in the 21st century.

## Gold

## DAEWOONG PHARMACEUTICAL CO., LTD.



Company Name: DAEWOONG PHARMACEUTICAL CO., LTD.  
 Address: 163-3 Samsung-dong Kangnam-gu, Seoul, Korea  
 Tel: +82-2-2059-1856  
 Fax: +82-2-2190-6748  
 Website: www.daewoong.co.kr  
 E-mail: zasmin2000@daewoong.co.

## Company or Product Introduction



A Future 'Top50' Global Pharmaceutical Company that Contributes to the Healthcare of Partner Countries

## Vision 2016

\* Become top pharmaceutical company in Eastern Asian countries  
 \* Provide advanced medicine & device to Western market in collaboration with MNCs  
 Daewoong has grown to become the top prescription pharmaceutical in domestic sales through our complete healthcare solutions that include the best product manufacturing factory, marketing expertise, human resource program, and distinctive management system. Daewoong has contributed to the success of our partners and their countries by localizing our healthcare solutions.  
 Using our localization strategy, Daewoong is expanding into the whole of Asia that includes Vietnam, Thailand, Philippines, China, and Indonesia, and will further enter into the US and EU and worldwide markets.

## Silver

## Jeil Pharmaceutical Co., Ltd.



Company Name: Jeil Pharmaceutical Co., Ltd.  
 Address: 343, Sapyeong-daero, Seocho-gu, Seoul, 137-810, Korea  
 Tel: +82-2-549-7451  
 Fax: +82-2-546-5054  
 Website: www.jeilpharm.co.kr  
 E-mail: webmaster@jeilpharm.co.kr

## Company or Product Introduction

- Only PPI which can be taken regardless of food

- The First Choice PPI



- Mucoprotective agent for the treatment of gastritis

- Jeil GI Harmonious Portfolio  
 · Dexilant  
 · Lanston  
 · Nexilen



## Silver

## Dong-A ST



Company Name: Dong-A ST  
 Address: 64, Cheonho-Daero, Dongdaemun-gu, Seoul, Korea  
 Tel: +82-2-920-8961  
 Fax: +82-2-920-8728  
 Website: www.donga.co.kr  
 E-mail: 100mw@donga.co.kr

## Company or Product Introduction

Stillen®, a treatment for gastritis, is the company's first commercial product developed in-house.

It is based on eupatilin and jaceosidin, which are extracted from Artemisia asiatica. Stillen® has commanded a dominant market share of 30% of domestic gastric mucosal protective drug sales since 2005, its third year in the market. This figure speaks to the product's efficacy and stability.

In 2013, its sales were KRW 63.3 billion. Going forward, we will conduct post-release research and increase the effectiveness of our marketing of the product, while inspiring the development of new drugs in the domestic market for gastric mucosal protective drugs.

## ACKNOWLEDGEMENT

Bronze

## Taewoong Medical Co.,Ltd.



Company Name: Taewoong Medical Co.,Ltd.  
 Address: Bldg.C 4F, DaebangTriplaon BusinessTower, 158 Haneulmaeul-ro, Ilsandong-gu, Goyang-si, Gyeonggi-do, Korea 410-315 (sales office)  
 Tel: +82-31-904.6153  
 Fax: +82-31-904.6154  
 Website: www.stent.net  
 E-mail: sales@stent.net

## Company or Product Introduction

GI stents- Taewoong Niti-S™ Endoscopic Accessories – Optimos™



Urology stents – Uventa™ Brand Essence & Slogan Motive  
 - We connect your life with Trust Worthy Technology.



Bronze

## SK chemicals



Company Name: SK chemicals  
 Address: 310, Pangyo-ro, Bundang-gu, Seongnam-si, Gyeonggi-do, Korea  
 Tel: +82-2-2008-2915  
 Fax: +82-2-2008-2329  
 Website: www.skchemicals.com  
 E-mail: bigk98@sk.com

## Company or Product Introduction

SK Chemicals aims to be a leading global healthcare provider through high quality products offerings and innovative marketing approaches. In a short span of 20 years since its inception in 1987, SK Chemicals Life Science Business Group started a new era in the Korean Pharmaceutical industry with the ultimate purpose of facilitating our customers to experience happier and healthier lives. The Company believes that in order to impact the global healthcare industry, commitments to produce results exceeding expectations from patients, customers, colleagues, investors as well as business partners are essential.

Bronze

## CJ HealthCare



Company Name: CJ Healthcare Corp.  
 Address: 100, Eulji-ro, Jung-gu, Seoul 04551, Korea  
 Tel: +82-2-6477-0571  
 Fax: +82-2-6477-0694  
 Website: http://www.cjp.co.kr/eng/company/index.asp  
 E-mail: adalyn.kang@cj.net

## COMPANY OR PRODUCT INTRODUCTION

CJ HealthCare started its business as a Medicines Division for CJ CheilJedang in 1984 and established itself as a company based on its three decades of know-how about pharmaceutical business. Tegoprazan [CJ-12420] a promising medicine for being a world-class new drug to treat a gastroesophageal reflux disease, is set to be released in 2018. Earlier, in October, 2015, we signed a contract with Luoxin Pharmaceutical Group Co., Ltd., a Chinese leading gastrointestinal medicine manufacturer, for technology export, indicating our probability of success was highly accepted. Through 'R&D Open Innovation Forum' with internal venture companies and external ones from the U.S, Japan and Europe, we are seizing the initiative in adopting advanced technology and developing the domestic pharmaceutical industry. Accelerating development in new chemical entities and biomedicine, we are focusing our attention on R&D to be a global pharmaceutical enterprise with our own world-class innovative new medicines.

Bronze

## Eisai Korea Inc.



Company Name: Eisai Korea Inc.  
 Address: 10F Revessant, 6, Bongeunsa-ro 86-gil, Gangnam-gu, Seoul, 06163, Korea  
 Tel: +82-2-3451-5500  
 Fax: +82-2-3451-5599  
 Website: www.eisai-korea.com  
 E-mail: i-jung@eisai-korea.com

## COMPANY OR PRODUCT INTRODUCTION

Eisai Korea Inc. is a Korean affiliate of Tokyo-based Global Pharmaceutical Company, Eisai Co., Ltd., give first thoughts to patients and their families. We strive to increase the benefits that healthcare provides them and we conduct our business to meet their diversified healthcare needs worldwide. As a Human Health Care ("hhc") company, we develop and provide products and services that contribute to the well-being of patients and their families under any healthcare system. It is an integral part of our corporate mission that we exercise good business judgment and act in a proper manner, in compliance with all relevant laws and ethical standards. These principles are essential to the company's existence and are given top priority in all corporate activities. We are an integrated pharmaceutical business including marketing, promotion, distribution, clinical development, market access capabilities including product registration and pricing with a strong presence in neurology and rheumatology in the Korean market. We are looking to expand our business in our primary areas of focus: neurology (Alzheimer disease, Epilepsy and Parkinson's disease), oncology, gastrointestinal diseases, and autoimmune diseases including rheumatoid arthritis.

## ACKNOWLEDGEMENT

Bronze

**IL-YANG PHARM. CO., LTD.**

Company Name: IL-YANG PHARM. CO., LTD.  
 Address: 110, Hagal-ro, Giheung-gu, Yongin-si, Gyeonggi-do, Korea  
 Tel: +82-2-570-3891  
 Fax: +82-2-570-3708  
 Website: www.ilyang.co.kr  
 E-mail: khkwon1@ilyang.co.kr

**Company or Product Introduction**

IL-YANG PHARM. CO., LTD., has been dedicated to develop and supply the OTC and ETC drugs with superior efficacy and safety to the worldwide patients since 1946. On the basis of the most advanced medical practices and R&D capabilities, IL-YANG had developed 2 new chemical entities, NOLTEC (API: Ilaprazole) and SUPECT (API: Radotinib). IL-YANG is currently exporting a variety of pharmaceuticals products to approximately 30 countries in the world including USA and Europe. NOLTEC (API: Ilaprazole) is a Proton Pump Inhibitor with indication of Duodenal Ulcer, Gastric Ulcer, EE/GERD, H.pylori eradication which marketed in Korea and China so far. Also had been License out to UAE, Turkey and Latin American countries. We completed phase II trial for EE/GERD in US and Canada and Phase III trial for indication of NERD is on-going in Korea. Crystalline A form patent is available until 2027 in US, EU, Korea and AP countries.

Bronze

**EVE MEDICAL CO., LTD.****FUJIFILM**

Company Name: EVE MEDICAL CO., LTD.  
 Address: Bucheon Techno Park Ssangyong 3 Cha, 397, Seokcheon-ro, Ojeong-gu, Bucheon-si, Gyeonggi-do, Korea  
 Tel: +82-32-624-4800  
 Fax: +82-32-624-4808  
 Website: www.evemedical.com  
 E-mail: evemed@evemedical.com

**Company or Product Introduction**

New Generation Endoscope System

7000 System

The system featuring a unique 4 LED Multi-Light technology sets a new standard in light intensity and endoscopic imaging. Equipped with Image-Enhanced Endoscopy, BLI and LCI mode. Next-generation Endoscopic Ultrasonography system (SU-1) Supports high-precision ultrasonography diagnostic and therapeutic procedures.

Bronze

**Hanmi Pharm. Co., Ltd.**
**Hanmi Pharm. Co., Ltd.**

Company Name: Hanmi Pharm.Co.,Ltd  
 Address: 14, Wiryeseong-daero, Songpa-gu, Seoul, 05545, Korea  
 Tel: +82-2-410-9138  
 Fax: +82-2-410-9159  
 Website: www.hanmipharm.com  
 E-mail: fineamond@hanmi.co.kr

**Company or Product Introduction**

Hanmi Pharmaceutical is a Korea-based global pharmaceutical company focused on the development and commercialization of new pharmaceutical products. The Company is fully integrated from R&D through manufacturing, marketing and sales with an established presence in Korea as well as China. The Company invests over 20 percent of its sales in R&D and has over 20 programs in clinical development in three main areas: 1) novel long-acting biologics based on the Company's LAPSCOVERY™ platform including weekly insulin, weekly to monthly GLP-1, and their combinations (Quantum Project) in diabetes and obesity; 2) novel targeted agents against cancer and autoimmune disorders; and 3) fixed-dose combination programs.

Bronze

**Daewon pharm.****Dæwōn** Daewon Pharm.Co.,Ltd.

Company Name: Daewon pharm.  
 Address: 386, Cheonhodaero, Sungdong-Gu, Seoul, Korea  
 Tel: +82-2-2204-7000  
 Fax: +82-2-498-9108  
 Website: www.daewonpharm.com  
 E-mail: 11206@daewonpharm.com

**Company or Product Introduction**

Daewon Pharm was established in 1958 and the company was listed on Korea Stock Exchange market in 1999. In 2007, Pelubi Tablet was approved as the 12th new drug development in Korea. The major products are Eswonamp & Otiren-F Tab. for gastrointestinal. The sales volume of each product is more than US\$10 million in Korea market. Daewon Pharm manufactures Solid form, Oral Suspension, injectable and sex hormone products. And we are very strong at respiratory, gastrointestinal, cardiovascular therapeutic areas. We started to export to Vietnam in 1994. And now we have been exporting our products to 40 countries. We put our best efforts on R&D, and customer-centered service to cure disease and improve the quality of life.

IDEN 2018

## ACKNOWLEDGEMENT

### **PENTAX** **MEDICAL**

*Excellence in Focus*

Company Name: PENTAX MEDICAL  
Tel: +82-2-6925-0670  
Website: www.pentaxmedical.com

### **Boston** **Scientific**

*Advancing science for life™*

Company Name: Boston Scientific Korea Co., Ltd.  
Tel: +82-2-3483-2121  
Website: www.bostonscientific.com/kr-KR/

### **삼진제약주식회사** www.samjinpharm.co.kr

Company Name: JIIN Commerce & Trading Co., Ltd.  
Tel: +82-2-3140-0700  
Website: www.samjinpharm.co.kr/

### **KOREA UNITED PHARM. INC.**

Company Name: Korea United Pharm Inc.  
Tel: +82-2-512-9981  
Website: www.kup.co.kr

### **Abbott** A Promise for Life

Company Name: Abbott Korea Ltd.  
Tel: +82-2-3429-9200  
Website: www.abbott.co.kr

### **Otsuka** **한국오츠카제약**

Company Name: Korea Otsuka pharmaceutical. Co., Ltd  
Tel: +82-2-3287-9183  
Website: www.otsuka.co.kr

### **DAEHAN** medical books

Company Name: Daehan Medical book publishing, Inc.  
Tel: +82-2-921-0653  
Website: www.medbook.co.kr

### **AMS** *Joie de Vivre* **Asian Medical Systems**

Company Name: Asian Medical Systems  
Tel: +82-2-325-6080  
Website: www.welcomeams.com

### **BUKWANG PHARM. CO., LTD.**

Company Name: Bukwang Pharmaceutical Co., Ltd.  
Tel: +82-2-8288-114  
Website: www.bukwang.co.kr/

### **COOK** **MEDICAL**

Company Name: Cook Medical  
Tel: +82-2-6292-3500  
Website: www.cookmedical.com

## ACKNOWLEDGEMENT

**BORYUNG**  
pharmCompany Name: BORYUNG Pharm.  
Tel: +82-2-741-5291  
Website: www.boryung.co.kr **JW Pharmaceutical**Company Name: JW Pharmaceutical  
Tel: +82-2-840-6747  
Website: www.jw-pharma.co.kr **M.I.TECH**Company Name: M.I.TECH  
Tel: +82-70-8636-2426  
Website: www.mitech.co.kr **JI IN**Company Name: JIIN Commerce & Trading Co., Ltd.  
Tel: +82-33-453-1226  
Website: www.jiincnt.com**Standard Sci-Tech Inc.**Company Name: Standard Sci-Tech Inc.  
Tel: +82-2-922-3605  
Website: www.standard4u.comCompany Name: YUHAN corporation  
Tel: +82-2-828-0181  
Website: www.yuhan.co.kr **Ahngook pharm.**Company Name: Ahngook pharm.  
Tel: +82-2-3289-4200  
Website: www.ahn-gook.com **셀트리온제약**  
**CELLTRION**Company Name: Celltrion Inc.  
Tel: +82-32-850-5000  
Website: www.celltrion.com **Janssen**  
PHARMACEUTICAL COMPANIES  
OF Johnson & JohnsonCompany Name: JANSSEN KOREA LTD.  
Tel: +82-2-2094-4500  
Website: www.janssenkorea.co.kr **Pharmbio Korea Co., Ltd.**Company Name: Pharmbio Korea Co., Ltd  
Tel: +82-2-587-2551  
Website: www.phambio.co.kr

## Organization

**NIA** 한국정보화진흥원  
NATIONAL INFORMATION SOCIETY AGENCYWe would very appreciate NIA's cooperation for  
Live Demonstration of IDEN 2018.

## USEFUL INFORMATION

## Useful Website

Grand Hilton Seoul Hotel	<a href="http://www.grandhiltonseoul.com">http://www.grandhiltonseoul.com</a>
Incheon International Airport	<a href="http://www.airport.kr">http://www.airport.kr</a>
Gimpo International Airport	<a href="http://www.airport.co.kr/gimpo/idex.do">http://www.airport.co.kr/gimpo/idex.do</a>
About Seoul	<a href="http://english.seoul.go.kr">http://english.seoul.go.kr</a>
About Korea	<a href="http://www.tour2korea.com">http://www.tour2korea.com</a>
Ministry of Foreign Affairs and Trades	<a href="http://www.mofat.go.kr">http://www.mofat.go.kr</a>

## Currency

The unit of currency is Korean Won (KRW), expressed as ₩.

Coin denominations are ₩10, ₩50, ₩100 and ₩500. Bank notes are ₩1,000, ₩5,000, ₩10,000 and ₩50,000. As of May, 2018, the exchange rate is approximately ₩1,100 for \$1 (USD).

## Credit Card

Visa, and MasterCard are accepted at almost all retail outlets, but Diners Club and American Express may only be accepted at major hotels, shops and restaurants in the larger cities. Check with your credit card company for details on merchant acceptance and other available services.

## Electricity

Outlets for 220 Volts/60Hz are mostly used in Korea. In order to convert the power into 110 volts please contact the hotel housekeeping and current transformer will be available.

## Business Hours

Government office hours are usually from 9am to 6pm on weekdays and closed on Saturdays and Sundays. Banks are open from 9:00am to 4:00pm on weekdays and closed on Saturdays and Sundays. Major department stores are open every day from 10:30am to 8pm including Sundays.

## Tax &amp; Tip

Value-added Tax (VAT) is levied on most goods and services at a standard rate of 10% and is included the retail price. Tipping is not regularly practiced in Korea. Service charges are often included in the bill for rooms, meals, and other services at hotels and upscale restaurants.

## Emergency Dial Numbers

Police: 112 / Fire & Ambulance : 119

※ These services are available 24 hours.

# IDEN 2018

International Digestive Endoscopy Network

*Insights on Advanced GI Endoscopy  
from World Leading Scholars*

**Printed on** June 26, 2018

**Published on** June 29, 2018

**Publisher:** Hoon Jai Chun

**Editor in Chief:** Eun Young Kim

**Published by** Korean Society of Gastrointestinal Endoscopy  
#817, 156 Yanghwa-ro (LG Place, Donggyo-dong)

Mapo-gu, Seoul 04050, Korea

Tel: +82-2-335-1552, Fax: +82-2-335-2690

E-mail: [gie@kams.or.kr](mailto:gie@kams.or.kr)

Homepage: [www.gie.or.kr](http://www.gie.or.kr)

**Printed by** Jin Publishing Co.

Dongju Bldg 5F, 49-2 Chungmu-ro, Jung-gu, Seoul 04550, Korea

Tel: +82-2-2271-6789, Fax: +82-2-2277-5194,

E-mail. [jin@ijpnc.com](mailto:jin@ijpnc.com)

Homepage. [www.ijpnc.co.kr](http://www.ijpnc.co.kr)

“This work was supported by the Korean Federation of Science and Technology Societies (KOFST) Grant funded by the Korean Government.”